

EDP - ENERGIAS DE PORTUGAL SA FUTURE (EDPF) - EUX/202410

2024/08/09 18:43:15

Price
3.7242 EUR

Difference  -1.29% (-0.05)

General attributes

Symbol	EDPFV24
Exchange	Eurex
Currency	EUR
Security type	Future
Underlying	EDP-ENERGIAS DE PORTUGAL SA
Maturity	10-2024
Contract size	100

Market data

Bid (Bid size)	- EUR (-)
Ask (Ask size)	- EUR (-)
Open	3.7242 EUR
High	3.7242 EUR
Low	3.7242 EUR
Close (prev. day)	3.7729 EUR
Underlying	EDP-ENERGIAS DE PORTUGAL SA
Underlying price (date)	3.697 (24/08/09)
Settlement price (date)	3.72 (24/08/09)
Open Interest	0

Performance and Risk

	6m	1y	3y
Perf (%)	+1.14%	-	-
Perf (abs.)	+0.04	-	-
Beta	-	-	-
Volatility	25.81	-	-

Futures and Options

Related Futures	-
Related Options	-












5y

Information about previous performance does not guarantee future performance.
Source: FactSet

Price data

Ø price 5 days Ø volume 5 days (pcs.)	3.7241 EUR (0)
Ø price 30 days Ø volume 30 days (pcs.)	3.7064 EUR (0)
Ø price 100 days Ø volume 100 days (pcs.)	3.6437 EUR (0)
Ø price 250 days Ø volume 250 days (pcs.)	- EUR (-)
YTD High date	4.5274 EUR (2024/01/09)
YTD Low date	3.3419 EUR (2024/03/21)
52 Weeks High date	- EUR (-)
52 Weeks Low date	- EUR (-)

Recent Research

on underlying	on sector	on market	
Date		Headline	Download
2022/12/19		Global Equity Ratings	
2022/12/19		Aktienempfehlungen Global	
2022/11/28		Global Equity Ratings	
2022/11/28		Aktienempfehlungen Global	
2022/11/18		Global Equity Ratings	