

WALMART INC. FUTURE (WMTF) - EUX/202410

2024/04/30 18:40:11

Price
60.3988 USD
 Difference  **-1.41% (-0.86)**

General attributes

Symbol	WMTFV24
Exchange	Eurex
Currency	USD
Security type	Future
Underlying	WALMART INC.
Maturity	10-2024
Contract size	100

Market data

Bid (Bid size)	- USD (-)
Ask (Ask size)	- USD (-)
Open	60.3988 USD
High	60.3988 USD
Low	60.3988 USD
Close (prev. day)	61.2609 USD
Underlying	WALMART INC.
Underlying price (date)	59.09 (24/05/01)
Settlement price (date)	60.40 (24/04/30)
Open Interest	0

Performance and Risk

	6m	1y	3y
Perf (%)	-64.19%	-	-
Perf (abs.)	-108.28	-	-
Beta	-	-	-
Volatility	156.41	-	-

Futures and Options

Related Futures	-
Related Options	-

5y












Information about previous performance does not guarantee future performance.
 Source: FactSet

Price data

Ø price 5 days Ø volume 5 days (pcs.)	60.9768 USD (0)
Ø price 30 days Ø volume 30 days (pcs.)	61.4393 USD (0)
Ø price 100 days Ø volume 100 days (pcs.)	119.4802 USD (0)
Ø price 250 days Ø volume 250 days (pcs.)	- USD (-)
YTD High date	180.8951 USD (2024/02/20)
YTD Low date	59.8112 USD (2024/04/23)
52 Weeks High date	- USD (-)
52 Weeks Low date	- USD (-)

Recent Research

on underlying	on sector	on market	
Date		Headline	Download
2024/04/26		Global Equity Ratings	
2024/04/26		Aktienempfehlungen Global	
2024/04/03		Global Equity Ratings	
2024/04/03		Aktienempfehlungen Global	
2024/03/13		Global Equity Ratings	