

UNILEVER PLC FUTURE (UNIH) - EUX/202410

2024/07/16 18:51:11

Price
52.6188 EUR

Difference  0.10% (0.05)

General attributes

Symbol	UNIHV24
Exchange	Eurex
Currency	EUR
Security type	Future
Underlying	UNILEVER PLC
Maturity	10-2024
Contract size	100

Market data

Bid (Bid size)	- EUR (-)
Ask (Ask size)	- EUR (-)
Open	52.6188 EUR
High	52.6188 EUR
Low	52.6188 EUR
Close (prev. day)	52.564 EUR
Underlying	UNILEVER PLC
Underlying price (date)	4,409.00 (24/07/16)
Settlement price (date)	52.62 (24/07/16)
Open Interest	0

Performance and Risk

	6m	1y	3y
Perf (%)	+18.11%	-	-
Perf (abs.)	+8.06	-	-
Beta	-	-	-
Volatility	15.52	-	-

Futures and Options

Related Futures	-
Related Options	-

5y












Information about previous performance does not guarantee future performance.
Source: FactSet

Price data

Ø price 5 days Ø volume 5 days (pcs.)	52.4433 EUR (0)
Ø price 30 days Ø volume 30 days (pcs.)	52.1526 EUR (0)
Ø price 100 days Ø volume 100 days (pcs.)	48.6269 EUR (0)
Ø price 250 days Ø volume 250 days (pcs.)	- EUR (-)
YTD High date	53.0577 EUR (2024/06/14)
YTD Low date	43.1424 EUR (2024/01/22)
52 Weeks High date	- EUR (-)
52 Weeks Low date	- EUR (-)

Recent Research

on underlying		on sector	
Date	Headline	Download	
2024/07/15	 Aktienempfehlungen Global		
2024/07/12	 Global Equity Ratings		
2024/06/21	 Global Equity Ratings		
2024/06/21	 Aktienempfehlungen Global		
2024/06/14	 Global Equity Ratings	