

ACERINOX SA (CE FAB.ACERO IN.) FUTURE (ACEF) - EUX/202410

2024/07/16 18:49:46

Price
9.7088 EUR
 Difference  -0.79% (-0.08)

General attributes

Symbol ACEFV24
 Exchange Eurex
 Currency EUR
 Security type Future
 Underlying ACERINOX SA
 Maturity 10-2024
 Contract size 100

Market data

Bid (Bid size) - EUR (-)
 Ask (Ask size) - EUR (-)
 Open 9.7088 EUR
 High 9.7088 EUR
 Low 9.7088 EUR
 Close (prev. day) 9.7857 EUR
 Underlying ACERINOX SA
 Underlying price (date) 9.885 (24/07/16)
 Settlement price (date) 9.71 (24/07/16)
 Open Interest 0

Performance and Risk

| | 6m | 1y | 3y |
|-------------|--------|----|----|
| Perf (%) | -1.62% | - | - |
| Perf (abs.) | -0.16 | - | - |
| Beta | - | - | - |
| Volatility | 22.58 | - | - |

Futures and Options

Related Futures -
 Related Options -

5y







Information about previous performance does not guarantee future performance.
 Source: FactSet

Price data

| | |
|---|--------------------------|
| Ø price 5 days Ø volume 5 days (pcs.) | 9.7477 EUR (0) |
| Ø price 30 days Ø volume 30 days (pcs.) | 9.6824 EUR (0) |
| Ø price 100 days Ø volume 100 days (pcs.) | 9.8509 EUR (0) |
| Ø price 250 days Ø volume 250 days (pcs.) | - EUR (-) |
| YTD High date | 10.4547 EUR (2024/05/16) |
| YTD Low date | 9.2393 EUR (2024/03/15) |
| 52 Weeks High date | - EUR (-) |
| 52 Weeks Low date | - EUR (-) |

Recent Research

| on sector | | on market | |
|------------|---|-------------------------------|---|
| Date | | Headline | Download |
| 2024/07/15 |  | Aktienempfehlungen Global |  |
| 2024/07/12 |  | Global Equity Ratings |  |
| 2024/07/09 |  | Aktienempfehlungen Österreich |  |
| 2024/06/24 |  | Aktienempfehlungen Österreich |  |
| 2024/06/21 |  | Global Equity Ratings |  |