

# NESTLÉ S.A. FUTURE (NESG) - EUX/202410

2024/06/14 18:39:12

Price  
**95.7276** CHF

Difference  0.18% (0.17)

### General attributes

Symbol	NESGV24
Exchange	Eurex
Currency	CHF
Security type	Future
Underlying	NESTLÉ SA
Maturity	10-2024
Contract size	100

### Market data

Bid (Bid size)	- CHF (-)
Ask (Ask size)	- CHF (-)
Open	95.7276 CHF
High	95.7276 CHF
Low	95.7276 CHF
Close (prev. day)	95.5545 CHF
Underlying	NESTLÉ SA
Underlying price (date)	95.28 (24/06/14)
Settlement price (date)	95.73 (24/06/14)
Open Interest	0

### Performance and Risk

	6m	1y	3y
Perf (%)	-0.84%	-	-
Perf (abs.)	-0.81	-	-
Beta	-	-	-
Volatility	17.62	-	-

### Futures and Options

Related Futures	-
Related Options	-

5y












Information about previous performance does not guarantee future performance.  
Source: FactSet

### Price data

Ø price 5 days   Ø volume 5 days (pcs.)	95.5668 CHF (0)
Ø price 30 days   Ø volume 30 days (pcs.)	95.3775 CHF (0)
Ø price 100 days   Ø volume 100 days (pcs.)	94.3270 CHF (0)
Ø price 250 days   Ø volume 250 days (pcs.)	- CHF (-)
YTD High   date	98.8516 CHF (2024/06/06)
YTD Low   date	90.4335 CHF (2024/02/29)
52 Weeks High   date	- CHF (-)
52 Weeks Low   date	- CHF (-)

### Recent Research

on underlying   on sector   on market			
Date		Headline	Download
2024/06/14		Global Equity Ratings	
2024/06/14		Aktienempfehlungen Global	
2024/05/29		Global Equity Ratings	
2024/05/29		Aktienempfehlungen Global	
2024/04/26		Global Equity Ratings	