

NESTLÉ S.A. FUTURE (NESG) - EUX/202410

2024/05/28 18:39:26

Price
92.1435 CHF

Difference  -0.78% (-0.73)

General attributes

Symbol	NESGV24
Exchange	Eurex
Currency	CHF
Security type	Future
Underlying	NESTLÉ SA
Maturity	10-2024
Contract size	100

Market data

Bid (Bid size)	- CHF (-)
Ask (Ask size)	- CHF (-)
Open	92.1435 CHF
High	92.1435 CHF
Low	92.1435 CHF
Close (prev. day)	92.871 CHF
Underlying	NESTLÉ SA
Underlying price (date)	91.64 (24/05/28)
Settlement price (date)	92.14 (24/05/28)
Open Interest	0

Performance and Risk

	6m	1y	3y
Perf (%)	-6.46%	-	-
Perf (abs.)	-6.41	-	-
Beta	-	-	-
Volatility	16.46	-	-

Futures and Options

Related Futures	-
Related Options	-

5y












Information about previous performance does not guarantee future performance.
Source: FactSet

Price data

Ø price 5 days Ø volume 5 days (pcs.)	94.2155 CHF (0)
Ø price 30 days Ø volume 30 days (pcs.)	93.9128 CHF (0)
Ø price 100 days Ø volume 100 days (pcs.)	94.4141 CHF (0)
Ø price 250 days Ø volume 250 days (pcs.)	- CHF (-)
YTD High date	98.8249 CHF (2024/02/05)
YTD Low date	90.4335 CHF (2024/02/29)
52 Weeks High date	- CHF (-)
52 Weeks Low date	- CHF (-)

Recent Research

on underlying	on sector	on market	
Date		Headline	Download
2024/04/26		Global Equity Ratings	
2024/04/26		Aktienempfehlungen Global	
2024/04/03		Global Equity Ratings	
2024/04/03		Aktienempfehlungen Global	
2024/03/13		Global Equity Ratings	