

NESTLÉ S.A. FUTURE (NESG) - EUX/202410

2024/05/22 18:36:35

Price
95.5937 CHF

Difference  -0.25% (-0.24)

General attributes

Symbol	NESGV24
Exchange	Eurex
Currency	CHF
Security type	Future
Underlying	NESTLÉ SA
Maturity	10-2024
Contract size	100

Market data

Bid (Bid size)	- CHF (-)
Ask (Ask size)	- CHF (-)
Open	95.5937 CHF
High	95.5937 CHF
Low	95.5937 CHF
Close (prev. day)	95.8361 CHF
Underlying	NESTLÉ SA
Underlying price (date)	93.30 (24/05/23)
Settlement price (date)	95.59 (24/05/22)
Open Interest	0

Performance and Risk

	6m	1y	3y
Perf (%)	-3.80%	-	-
Perf (abs.)	-3.78	-	-
Beta	-	-	-
Volatility	16.24	-	-

Futures and Options

Related Futures	-
Related Options	-












Information about previous performance does not guarantee future performance.
Source: FactSet

Price data

Ø price 5 days Ø volume 5 days (pcs.)	96.3509 CHF (0)
Ø price 30 days Ø volume 30 days (pcs.)	93.7913 CHF (0)
Ø price 100 days Ø volume 100 days (pcs.)	94.5261 CHF (0)
Ø price 250 days Ø volume 250 days (pcs.)	- CHF (-)
YTD High date	98.8249 CHF (2024/02/05)
YTD Low date	90.4335 CHF (2024/02/29)
52 Weeks High date	- CHF (-)
52 Weeks Low date	- CHF (-)

Recent Research

on underlying	on sector	on market	
Date		Headline	Download
2024/04/26		Global Equity Ratings	
2024/04/26		Aktienempfehlungen Global	
2024/04/03		Global Equity Ratings	
2024/04/03		Aktienempfehlungen Global	
2024/03/13		Global Equity Ratings	