


# HENKEL AG & CO.KGAA VORZUGS. FUTURE (HENG) - EUX/202410

2024/07/16 18:50:30

**Price**  
**82.3091** EUR

**Difference**  **-0.04% (-0.03)**

**General attributes**

Symbol	HENGV24
Exchange	Eurex
Currency	EUR
Security type	Future
Underlying	HENKEL AG & CO KGAA VZ
Maturity	10-2024
Contract size	100

**Market data**

Bid (Bid size)	- EUR (-)
Ask (Ask size)	- EUR (-)
Open	82.3091 EUR
High	82.3091 EUR
Low	82.3091 EUR
Close (prev. day)	82.3383 EUR
Underlying	HENKEL AG & CO KGAA VZ
Underlying price (date)	81.46 (24/07/16)
Settlement price (date)	82.31 (24/07/16)
Open Interest	235

**Performance and Risk**

	6m	1y	3y
Perf (%)	+10.44%	-	-
Perf (abs.)	+7.78	-	-
Beta	-	-	-
Volatility	18.00	-	-

**Futures and Options**

Related Futures	-
Related Options	-











Information about previous performance does not guarantee future performance.  
 Source: FactSet

**Price data**

Ø price 5 days   Ø volume 5 days (pcs.)	82.4759 EUR (0)
Ø price 30 days   Ø volume 30 days (pcs.)	84.0662 EUR (0)
Ø price 100 days   Ø volume 100 days (pcs.)	78.6051 EUR (2)
Ø price 250 days   Ø volume 250 days (pcs.)	- EUR (-)
YTD High   date	86.2653 EUR (2024/06/12)
YTD Low   date	69.1212 EUR (2024/02/28)
52 Weeks High   date	- EUR (-)
52 Weeks Low   date	- EUR (-)

**Recent Research**

on underlying   on sector   on market			
Date		Headline	Download
2022/05/04		Global Equity Ratings	
2022/05/04		Aktienempfehlungen Global	
2022/04/27		Global Equity Ratings	
2022/04/27		Aktienempfehlungen Global	
2022/04/14		Global Equity Ratings	