

L'OREAL FUTURE (LORF) - EUX/202410

2024/06/25 19:05:33

Price
442.0635 EUR

Difference  -1.28% (-5.72)

General attributes

Symbol	LORFV24
Exchange	Eurex
Currency	EUR
Security type	Future
Underlying	L'OREAL S.A.
Maturity	10-2024
Contract size	100

Market data

Bid (Bid size)	- EUR (-)
Ask (Ask size)	- EUR (-)
Open	442.0635 EUR
High	442.0635 EUR
Low	442.0635 EUR
Close (prev. day)	447.7837 EUR
Underlying	L'OREAL S.A.
Underlying price (date)	436.50 (24/06/25)
Settlement price (date)	442.06 (24/06/25)
Open Interest	0

Performance and Risk

	6m	1y	3y
Perf (%)	-3.05%	-	-
Perf (abs.)	-13.92	-	-
Beta	-	-	-
Volatility	21.12	-	-

Futures and Options

Related Futures	-
Related Options	-

5y












Information about previous performance does not guarantee future performance.
 Source: FactSet

Price data

Ø price 5 days Ø volume 5 days (pcs.)	445.4858 EUR (0)
Ø price 30 days Ø volume 30 days (pcs.)	454.7187 EUR (0)
Ø price 100 days Ø volume 100 days (pcs.)	446.7954 EUR (0)
Ø price 250 days Ø volume 250 days (pcs.)	- EUR (-)
YTD High date	464.5129 EUR (2024/05/14)
YTD Low date	413.8010 EUR (2024/04/08)
52 Weeks High date	- EUR (-)
52 Weeks Low date	- EUR (-)

Recent Research

on underlying	on sector	on market	
Date		Headline	Download
2024/06/21		Global Equity Ratings	
2024/06/21		Aktienempfehlungen Global	
2024/06/14		Global Equity Ratings	
2024/06/14		Aktienempfehlungen Global	
2024/05/29		Global Equity Ratings	