

ERYTECH PHARMA S.A.

ISIN: FR001400K4B1 WKN: -

Overview

2024/10/18 19:33:07

Price
1.784 EURDifference  -2.19% (-0.04)

General attributes

ISIN	FR001400K4B1
Symbol	PHXM
Exchange	Berlin
Currency	EUR
Sector	Chemical / Pharmaceutical / Health
Security type	Stock
Market cap (m)	18 EUR
Benchmark	CAC 40 INDEX

Market data

Bid (Bid size)	-
Ask (Ask size)	-
Open	1.824 EUR
High	1.824 EUR
Low	1.774 EUR
Close (prev. day)	1.824 EUR
VWAP	-
Volume (pcs)	0
Trading volume	0.00
Number of trades	16
Last size	0

Futures and Options




Related Futures	-
Related Options	-

5y



Information about previous performance does not guarantee future performance.
Source: FactSet

Recent research

	on sector	on market	
Date		Headline	Download
2024/10/14		Aktienempfehlungen Österreich	
2024/09/27		Global Equity Ratings	
2024/09/27		Aktienempfehlungen Global	
2024/09/23		Aktienempfehlungen Österreich	
2024/09/13		Equity Weekly	

Details

2024/10/18 19:33:07

Price

1.784 EUR

Difference ▼ -2.19% (-0.04)

General attributes

ISIN	FR001400K4B1
Symbol	PHXM
Exchange	Berlin
Currency	EUR
Sector	Chemical / Pharmaceutical / Health
Security type	Stock
Market cap (m)	18 EUR
Benchmark	CAC 40 INDEX

Market data

Bid (Bid size)	-
Ask (Ask size)	-
Open	1.824 EUR
High	1.824 EUR
Low	1.774 EUR
Close (prev. day)	1.824 EUR
VWAP	-
Volume (pcs)	0
Trading volume	0.00
Number of trades	16
Last size	0

Performance and Risk

	6m	1y	3y
Perf (%)	-34.35%	-56.87%	-
Perf (abs.)	-0.93	-2.35	-
Beta	0.20	0.10	0.53
Volatility	43.89	41.29	-

5y



Information about previous performance does not guarantee future performance.
Source: FactSet

Price data

Ø price 5 days Ø volume 5 days (pcs.)	1.816 EUR (0)
Ø price 30 days Ø volume 30 days (pcs.)	1.751 EUR (0)
Ø price 100 days Ø volume 100 days (pcs.)	1.937 EUR (0)
Ø price 250 days Ø volume 250 days (pcs.)	2.811 EUR (0)
YTD High date	4.321 EUR (2024/01/02)
YTD Low date	1.544 EUR (2024/09/27)
52 Weeks High date	4.570 EUR (2023/12/14)
52 Weeks Low date	1.544 EUR (2024/09/27)

Arbitrage views

Exchange ⊕	Date	Time	Price	Trading volume (mio.)	Number of trades
Stuttgart	2024/10/18	15:04	1.888 EUR	0.00	10
Munich	2024/10/18	08:05	1.798 EUR	0.00	1
London Stock Exchange	2024/06/19	16:31	2.05 EUR	0.00	1
Frankfurt	2024/10/18	09:27	1.726 EUR	0.00	2
Euronext Paris	2024/10/18	17:35	1.76 EUR	0.00	29

	18					
Duesseldorf	2023/09/ 15	19:31	3.93 EUR	0.00		5
Berlin	2024/10/ 18	19:33	1.784 EUR	0.00		16

Company profile

Company Logo



Company Profile

-

Contact Details

PHAXIAM THERAPEUTICS

--

Telefon: -

Fax: -

E-mail: -