

# UNICREDIT S.P.A. FUTURE (CR5J) - EUX/202410

2024/07/26 18:35:05

**Price**  
**38.1882** EUR  
**Difference**  **-0.56% (-0.22)**

**General attributes**

**Symbol** CR5JV24  
**Exchange** Eurex  
**Currency** EUR  
**Security type** Future  
**Underlying** UNICREDIT SPA  
**Maturity** 10-2024  
**Contract size** 100

**Market data**

**Bid (Bid size)** - EUR (-)  
**Ask (Ask size)** - EUR (-)  
**Open** 38.1882 EUR  
**High** 38.1882 EUR  
**Low** 38.1882 EUR  
**Close (prev. day)** 38.4043 EUR  
**Underlying** UNICREDIT SPA  
**Underlying price (date)** 37.84 (24/07/26)  
**Settlement price (date)** 38.19 (24/07/26)  
**Open Interest** 0

**Performance and Risk**

	6m	1y	3y
Perf (%)	+48.10%	-	-
Perf (abs.)	+12.40	-	-
Beta	-	-	-
Volatility	28.45	-	-

**Futures and Options**

**Related Futures** -  
**Related Options** -












Information about previous performance does not guarantee future performance.  
 Source: FactSet

**Price data**

Ø price 5 days   Ø volume 5 days (pcs.)	38.8962 EUR (0)
Ø price 30 days   Ø volume 30 days (pcs.)	36.7947 EUR (0)
Ø price 100 days   Ø volume 100 days (pcs.)	35.3695 EUR (0)
Ø price 250 days   Ø volume 250 days (pcs.)	- EUR (-)
YTD High   date	39.4685 EUR (2024/07/24)
YTD Low   date	23.9549 EUR (2024/01/03)
52 Weeks High   date	- EUR (-)
52 Weeks Low   date	- EUR (-)

**Recent Research**

on underlying	on sector	on market	
<b>Date</b>		<b>Headline</b>	<b>Download</b>
2024/07/24		Global Equity Ratings	
2024/07/24		Aktienempfehlungen Global	
2024/07/15		Aktienempfehlungen Global	
2024/07/12		Global Equity Ratings	
2024/06/21		Global Equity Ratings	