


# UNICREDIT S.P.A. FUTURE (CR5J) - EUX/202410

2024/07/26 18:35:05

**Price**  
**38.1882** EUR

**Difference**  **-0.56% (-0.22)**

**General attributes**

Symbol	CR5JV24
Exchange	Eurex
Currency	EUR
Security type	Future
Underlying	UNICREDIT SPA
Maturity	10-2024
Contract size	100

**Market data**

Bid (Bid size)	- EUR (-)
Ask (Ask size)	- EUR (-)
Open	38.1882 EUR
High	38.1882 EUR
Low	38.1882 EUR
Close (prev. day)	38.4043 EUR
Underlying	UNICREDIT SPA
Underlying price (date)	37.84 (24/07/26)
Settlement price (date)	38.19 (24/07/26)
Open Interest	0

**Performance and Risk**

	6m	1y	3y
Perf (%)	+48.10%	-	-
Perf (abs.)	+12.40	-	-
Beta	-	-	-
Volatility	28.45	-	-

**Futures and Options**

Related Futures	-
Related Options	-












Information about previous performance does not guarantee future performance.  
 Source: FactSet

**Price data**

Ø price 5 days   Ø volume 5 days (pcs.)	38.8962 EUR (0)
Ø price 30 days   Ø volume 30 days (pcs.)	36.7947 EUR (0)
Ø price 100 days   Ø volume 100 days (pcs.)	35.3695 EUR (0)
Ø price 250 days   Ø volume 250 days (pcs.)	- EUR (-)
YTD High   date	39.4685 EUR (2024/07/24)
YTD Low   date	23.9549 EUR (2024/01/03)
52 Weeks High   date	- EUR (-)
52 Weeks Low   date	- EUR (-)

**Recent Research**

on underlying		on sector		on market	
Date		Headline		Download	
2024/07/24		Global Equity Ratings			
2024/07/24		Aktienempfehlungen Global			
2024/07/15		Aktienempfehlungen Global			
2024/07/12		Global Equity Ratings			
2024/06/21		Global Equity Ratings		