

ARM HOLDINGS PLC SPON. ADR

ISIN: **US0420682058** WKN: **042068205**

Overview

2024/07/12 22:26:56

Price

166.00 EUR

Difference  4.01% (6.40)

General attributes

ISIN	US0420682058
Symbol	ARM
Exchange	Tradegate
Currency	EUR
Sector	Technology
Security type	Stock
Market cap (m)	0
Benchmark	FTSE 100

Market data

Bid (Bid size)	165.40 EUR (200)
Ask (Ask size)	166.80 EUR (200)
Open	160.00 EUR
High	167.80 EUR
Low	156.40 EUR
Close (prev. day)	159.60 EUR
VWAP	162.6054 EUR
Volume (pcs)	27,151
Trading volume	4,414,899.20
Number of trades	350
Last size	-

Futures and Options





Related Futures	-
Related Options	-

5y



Information about previous performance does not guarantee future performance.
Source: FactSet

Recent research

on sector			
Date		Headline	Download
2024/07/12		Global Equity Ratings	
2024/07/12		Aktienempfehlungen Global	
2024/07/09		Aktienempfehlungen Österreich	
2024/07/05		Equity Weekly	
2024/06/24		Aktienempfehlungen Österreich	

Details

2024/07/12 22:26:56

Price

166.00 EUR

 Difference ▲ 4.01% (6.40)

General attributes

ISIN	US0420682058
Symbol	ARM
Exchange	Tradegate
Currency	EUR
Sector	Technology
Security type	Stock
Market cap (m)	0
Benchmark	FTSE 100

Market data

Bid (Bid size)	165.40 EUR (200)
Ask (Ask size)	166.80 EUR (200)
Open	160.00 EUR
High	167.80 EUR
Low	156.40 EUR
Close (prev. day)	159.60 EUR
VWAP	162.6054 EUR
Volume (pcs)	27,151
Trading volume	4,414,899.20
Number of trades	350
Last size	-

Performance and Risk

	6m	1y	3y
Perf (%)	+159.38%	-	-
Perf (abs.)	+102.00	-	-
Beta	-0.06	0.44	0.25
Volatility	99.31	-	-

5y



Information about previous performance does not guarantee future performance.
Source: FactSet

Price data

Ø price 5 days Ø volume 5 days (pcs.)	167.40 EUR (28,079)
Ø price 30 days Ø volume 30 days (pcs.)	148.64 EUR (30,910)
Ø price 100 days Ø volume 100 days (pcs.)	122.60 EUR (29,112)
Ø price 250 days Ø volume 250 days (pcs.)	- EUR (-)
YTD High date	174.40 EUR (2024/07/09)
YTD Low date	59.90 EUR (2024/01/03)
52 Weeks High date	- EUR (-)
52 Weeks Low date	- EUR (-)

Arbitrage views

Exchange	Date	Time	Price	Trading volume (mio.)	Number of trades
Tradegate	2024/07/12	22:26	166.00 EUR	4.41	350
Stuttgart	2024/07/12	20:14	167.00 EUR	0.00	9
Nasdaq	2024/07/12	22:00	181.18 USD	1,621.54	131,591
Munich	2024/07/12	08:02	158.80 EUR	0.00	1
Hanover	2024/07/12	08:06	156.80 EUR	0.00	3

	12						
Hamburg	2024/07/12	08:01	159.20 EUR	0.00			1
Frankfurt	2024/07/12	21:21	166.40 EUR	0.31			23
Duesseldorf	2024/07/12	19:31	167.00 EUR	0.00			7
Berlin	2024/07/12	10:07	159.00 EUR	0.00			2

Company profile

Company Logo



Company Profile

-

Contact Details

ARM HOLDINGS PLC

--

110 Fulbourn Road - CB1 9NJ Cambridge

Telefon: +44-1223-400-400

Fax: +

E-mail: -