

AUTOWALLIS PLC HUF12.5(POST SUBD) (ATW) - BUD/20240924

2024/07/27 09:52:03

Price
148.00 HUF
Difference  -0.67% (-1.00)

General attributes

Symbol ATW0924
Exchange Budapest Stock Exchange
Currency HUF
Security type Future
Underlying AUTOWALLIS PLC HUF12.5(POST SUBD)
Maturity 09-2024
Contract size 8,000

Market data

Bid (Bid size) - HUF (-)
Ask (Ask size) - HUF (-)
Open 148.00 HUF
High -
Low -
Close (prev. day) 149.00 HUF
Underlying AUTOWALLIS PLC HUF12.5(POST SUBD)
Underlying price (date) 147.00 (24/07/26)
Settlement price (date) - (-)
Open Interest 0


Performance and Risk

	6m	1y	3y
Perf (%)	-	-	-
Perf (abs.)	-	-	-
Beta	-	-	-
Volatility	-	-	-

Futures and Options

Related Futures -
Related Options -

5y












Information about previous performance does not guarantee future performance.
 Source: FactSet

Price data

Ø price 5 days Ø volume 5 days (pcs.)	- HUF (-)
Ø price 30 days Ø volume 30 days (pcs.)	- HUF (-)
Ø price 100 days Ø volume 100 days (pcs.)	- HUF (-)
Ø price 250 days Ø volume 250 days (pcs.)	- HUF (-)
YTD High date	- HUF (-)
YTD Low date	- HUF (-)
52 Weeks High date	- HUF (-)
52 Weeks Low date	- HUF (-)

Recent Research

on market			
Date		Headline	Download
2024/07/03		Global Strategy 3Q 2024	
2024/07/03		Global Strategy 3Q 2024	
2024/03/26		Global Strategy 2Q 2024	
2024/03/26		Global Strategy 2Q 2024	
2024/01/09		Global Strategy 1Q 2024	