


HENNES AND MAURITZ AB, H & M SER. B PRICE RETURN CASH SETTLED M

2024/06/13 12:58:09

Price
186.79 SEK

Difference  **-0.54% (-1.01)**

General attributes

Symbol	FHMBU24
Exchange	Nasdaq Stockholm
Currency	SEK
Security type	Future
Underlying	HENNES & MAURITZ AB 'B'
Maturity	09-2024
Contract size	100

Market data

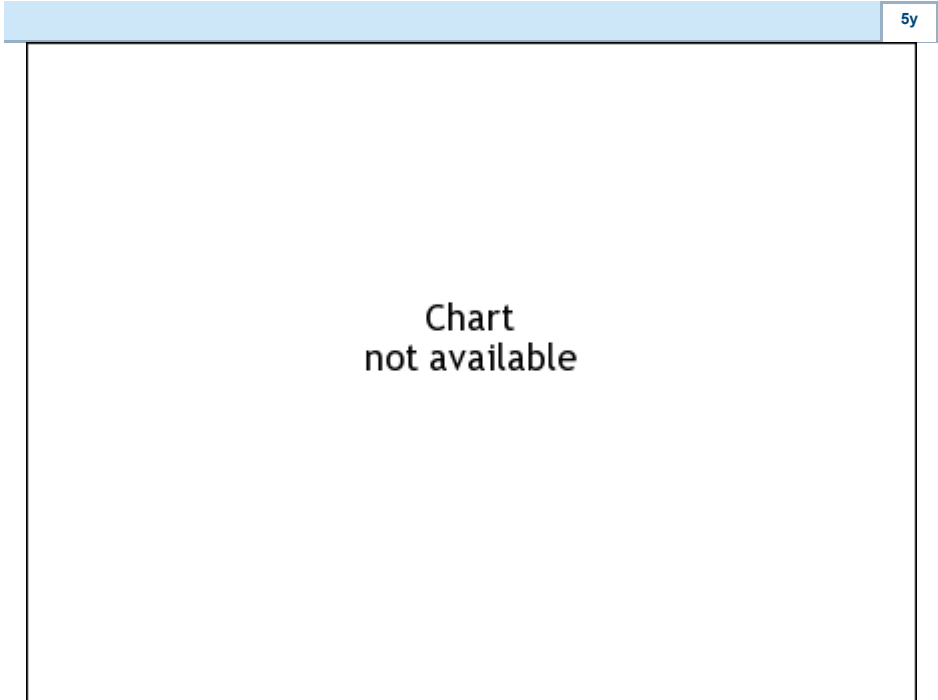
Bid (Bid size)	- SEK (-)
Ask (Ask size)	- SEK (-)
Open	186.79 SEK
High	186.79 SEK
Low	186.79 SEK
Close (prev. day)	187.80 SEK
Underlying	HENNES & MAURITZ AB 'B'
Underlying price (date)	165.95 (24/07/26)
Settlement price (date)	- (-)
Open Interest	-

Performance and Risk

	6m	1y	3y
Perf (%)	-	-	-
Perf (abs.)	-	-	-
Beta	-	-	-
Volatility	-	-	-

Futures and Options

Related Futures	-
Related Options	-












Information about previous performance does not guarantee future performance.
Source: FactSet

Price data

Ø price 5 days Ø volume 5 days (pcs.)	- SEK (-)
Ø price 30 days Ø volume 30 days (pcs.)	- SEK (-)
Ø price 100 days Ø volume 100 days (pcs.)	- SEK (-)
Ø price 250 days Ø volume 250 days (pcs.)	- SEK (-)
YTD High date	- SEK (-)
YTD Low date	- SEK (-)
52 Weeks High date	- SEK (-)
52 Weeks Low date	- SEK (-)

Recent Research

on underlying		on sector	
Date		Headline	Download
2022/05/04		Global Equity Ratings	
2022/05/04		Aktienempfehlungen Global	
2022/04/27		Global Equity Ratings	
2022/04/27		Aktienempfehlungen Global	
2022/04/14		Global Equity Ratings	