

# KESKO CORPORATION B PRICE RETURN PHYSICALLY SETTLED MONTHLY

2024/02/15 15:14:02

**Price**  
17.548 EUR

**Difference**  0.00% (0.00)

### General attributes

**Symbol** WKESBVU24  
**Exchange** Nasdaq Stockholm  
**Currency** EUR  
**Security type** Future  
**Underlying** KESKO OYJ CLASS B  
**Maturity** 09-2024  
**Contract size** 100

### Market data

**Bid (Bid size)** - EUR (-)  
**Ask (Ask size)** - EUR (-)  
**Open** 17.548 EUR  
**High** 17.548 EUR  
**Low** 17.548 EUR  
**Close (prev. day)** 17.548 EUR  
**Underlying** KESKO OYJ CLASS B  
**Underlying price (date)** 16.645 (24/05/29)  
**Settlement price (date)** - (-)  
**Open Interest** -

### Performance and Risk

	6m	1y	3y
Perf (%)	-	-	-
Perf (abs.)	-	-	-
Beta	-	-	-
Volatility	-	-	-

### Futures and Options

**Related Futures** -  
**Related Options** -

5y












Information about previous performance does not guarantee future performance.  
 Source: FactSet

### Price data

Ø price 5 days   Ø volume 5 days (pcs.)	- EUR (-)
Ø price 30 days   Ø volume 30 days (pcs.)	- EUR (-)
Ø price 100 days   Ø volume 100 days (pcs.)	- EUR (-)
Ø price 250 days   Ø volume 250 days (pcs.)	- EUR (-)
YTD High   date	- EUR (-)
YTD Low   date	- EUR (-)
52 Weeks High   date	- EUR (-)
52 Weeks Low   date	- EUR (-)

### Recent Research

on sector		on market	
Date		Headline	Download
2024/05/29		Global Equity Ratings	
2024/05/29		Aktienempfehlungen Global	
2024/04/26		Global Equity Ratings	
2024/04/26		Aktienempfehlungen Global	
2024/04/03		Global Equity Ratings	