

KESKO CORPORATION B PRICE RETURN PHYSICALLY SETTLED MONTHLY

2024/02/15 15:14:02

Price
17.548 EUR

Difference  0.00% (0.00)

General attributes

Symbol WKESBVU24
Exchange Nasdaq Stockholm
Currency EUR
Security type Future
Underlying KESKO OYJ CLASS B
Maturity 09-2024
Contract size 100

Market data

Bid (Bid size) - EUR (-)
Ask (Ask size) - EUR (-)
Open 17.548 EUR
High 17.548 EUR
Low 17.548 EUR
Close (prev. day) 17.548 EUR
Underlying KESKO OYJ CLASS B
Underlying price (date) 16.665 (24/05/15)
Settlement price (date) - (-)
Open Interest -

Performance and Risk

	6m	1y	3y
Perf (%)	-	-	-
Perf (abs.)	-	-	-
Beta	-	-	-
Volatility	-	-	-

Futures and Options

Related Futures -
Related Options -

5y












Information about previous performance does not guarantee future performance.
 Source: FactSet

Price data

Ø price 5 days Ø volume 5 days (pcs.)	- EUR (-)
Ø price 30 days Ø volume 30 days (pcs.)	- EUR (-)
Ø price 100 days Ø volume 100 days (pcs.)	- EUR (-)
Ø price 250 days Ø volume 250 days (pcs.)	- EUR (-)
YTD High date	- EUR (-)
YTD Low date	- EUR (-)
52 Weeks High date	- EUR (-)
52 Weeks Low date	- EUR (-)

Recent Research

on sector		on market	
Date		Headline	Download
2024/04/26		Global Equity Ratings	
2024/04/26		Aktienempfehlungen Global	
2024/04/03		Global Equity Ratings	
2024/04/03		Aktienempfehlungen Global	
2024/03/13		Global Equity Ratings	