

KESKO CORPORATION B PRICE RETURN PHYSICALLY SETTLED MONTHLY

2024/02/15 15:14:02

Price
17.548 EUR

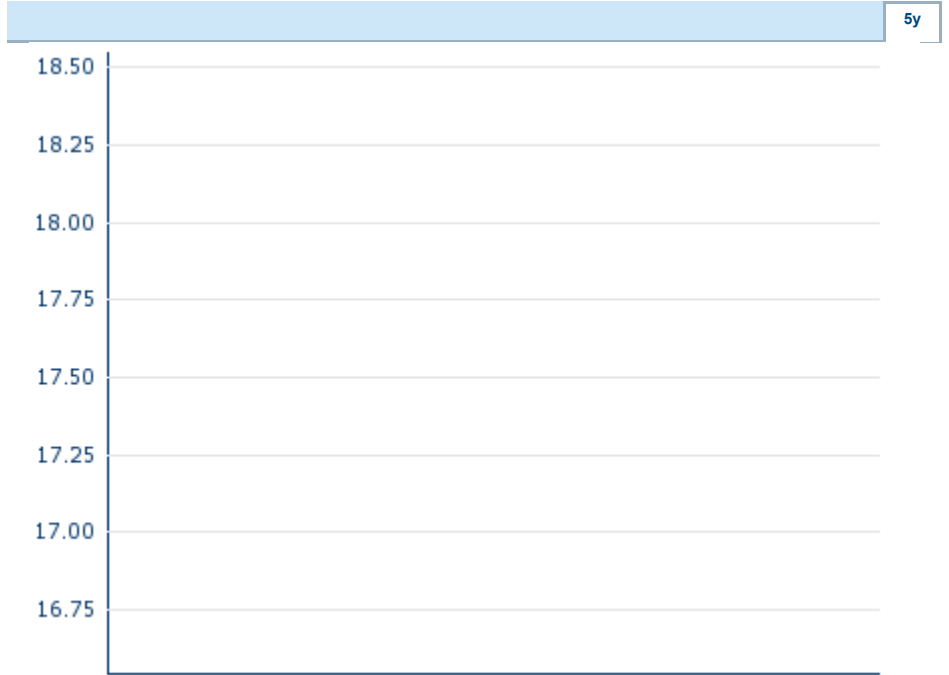
Difference  0.00% (0.00)

General attributes	
Symbol	WKESBVU24
Exchange	Nasdaq Stockholm
Currency	EUR
Security type	Future
Underlying	KESKO OYJ CLASS B
Maturity	09-2024
Contract size	100

Market data	
Bid (Bid size)	- EUR (-)
Ask (Ask size)	- EUR (-)
Open	17.548 EUR
High	17.548 EUR
Low	17.548 EUR
Close (prev. day)	17.548 EUR
Underlying	KESKO OYJ CLASS B
Underlying price (date)	16.54 (24/05/13)
Settlement price (date)	- (-)
Open Interest	-

Performance and Risk			
	6m	1y	3y
Perf (%)	-	-	-
Perf (abs.)	-	-	-
Beta	-	-	-
Volatility	-	-	-










Futures and Options	
Related Futures	-
Related Options	-



Information about previous performance does not guarantee future performance.
Source: FactSet

Price data	
Ø price 5 days Ø volume 5 days (pcs.)	- EUR (-)
Ø price 30 days Ø volume 30 days (pcs.)	- EUR (-)
Ø price 100 days Ø volume 100 days (pcs.)	- EUR (-)
Ø price 250 days Ø volume 250 days (pcs.)	- EUR (-)
YTD High date	- EUR (-)
YTD Low date	- EUR (-)
52 Weeks High date	- EUR (-)
52 Weeks Low date	- EUR (-)

Recent Research

on sector		on market	
Date		Headline	Download
2024/04/26		Global Equity Ratings	
2024/04/26		Aktienempfehlungen Global	
2024/04/03		Global Equity Ratings	
2024/04/03		Aktienempfehlungen Global	
2024/03/13		Global Equity Ratings	