

LNA SANTE SA

ISIN: FR0004170017

WKN: -

Overview

2023/04/05 17:35:09

Price

31.86 EUR

Difference  4.46% (1.36)

General attributes

ISIN FR0004170017

Symbol LNA

Exchange London Stock Exchange

Currency EUR

Sector Chemical / Pharmaceutical / Health

Security type Stock

Market cap (m) 271 EUR

Benchmark CAC 40 INDEX

Market data

Bid (Bid size) 44.75 EUR (500)

Ask (Ask size) 49.40 EUR (500)

Open 31.86 EUR

High 31.86 EUR

Low 31.86 EUR

Close (prev. day) 30.50 EUR

VWAP 31.86 EUR

Volume (pcs) 920

Trading volume 29,311.20

Number of trades 1

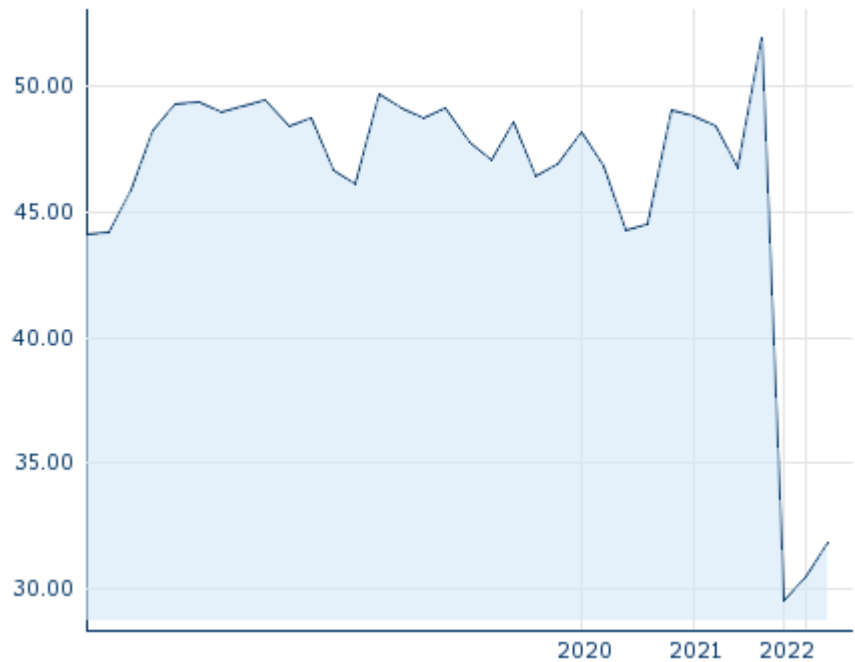
Last size 920

Futures and Options

Related Futures -

Related Options -




5y



Information about previous performance does not guarantee future performance.

Source: FactSet

Recent research

| on sector | | on market | |
|------------|---|-------------------------------|---|
| Date | | Headline | Download |
| 2024/07/12 |  | Global Equity Ratings |  |
| 2024/07/12 |  | Aktienempfehlungen Global |  |
| 2024/07/09 |  | Aktienempfehlungen Österreich |  |
| 2024/06/24 |  | Aktienempfehlungen Österreich |  |
| 2024/06/21 |  | Global Equity Ratings |  |

Details

2023/04/05 17:35:09

Price

31.86 EUR

Difference ▲ 4.46% (1.36)

General attributes

| | |
|----------------|------------------------------------|
| ISIN | FR0004170017 |
| Symbol | LNA |
| Exchange | London Stock Exchange |
| Currency | EUR |
| Sector | Chemical / Pharmaceutical / Health |
| Security type | Stock |
| Market cap (m) | 271 EUR |
| Benchmark | CAC 40 INDEX |

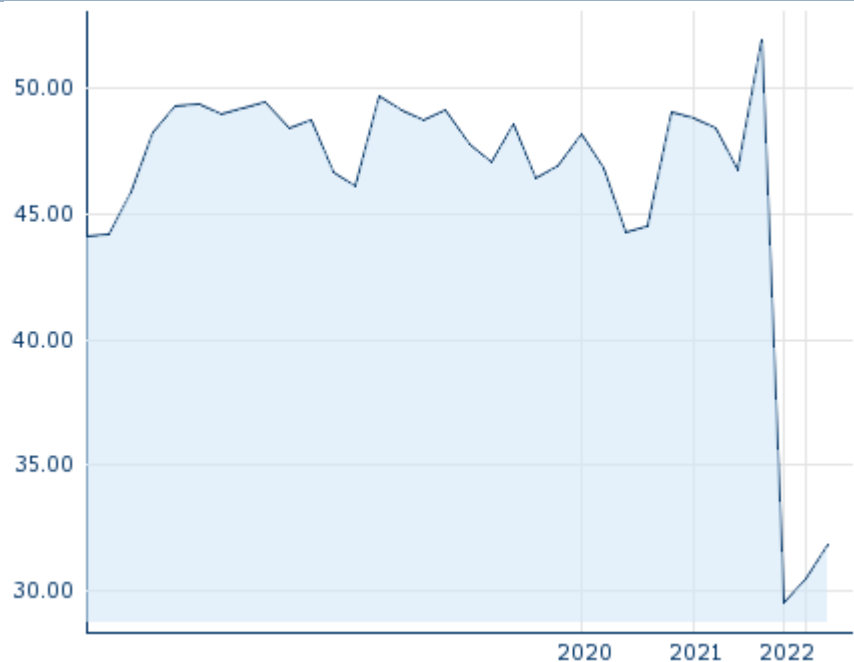
Market data

| | |
|-------------------|-----------------|
| Bid (Bid size) | 44.75 EUR (500) |
| Ask (Ask size) | 49.40 EUR (500) |
| Open | 31.86 EUR |
| High | 31.86 EUR |
| Low | 31.86 EUR |
| Close (prev. day) | 30.50 EUR |
| VWAP | 31.86 EUR |
| Volume (pcs) | 920 |
| Trading volume | 29,311.20 |
| Number of trades | 1 |
| Last size | 920 |

Performance and Risk

| | 6m | 1y | 3y |
|-------------|--------|---------|--------|
| Perf (%) | +7.82% | -38.61% | - |
| Perf (abs.) | +2.31 | -20.04 | - |
| Beta | 0.07 | 0.27 | 0.37 |
| Volatility | 13.56 | 555.14 | 291.29 |

5y



Information about previous performance does not guarantee future performance.
Source: FactSet

Price data

| | |
|---|------------------------|
| Ø price 5 days Ø volume 5 days (pcs.) | 38.11 EUR (298) |
| Ø price 30 days Ø volume 30 days (pcs.) | 18.93 EUR (1,070) |
| Ø price 100 days Ø volume 100 days (pcs.) | 24.24 EUR (739) |
| Ø price 250 days Ø volume 250 days (pcs.) | 39.97 EUR (540) |
| YTD High date | 31.86 EUR (2023/04/05) |
| YTD Low date | 30.50 EUR (2023/01/20) |
| 52 Weeks High date | 31.86 EUR (2023/04/05) |
| 52 Weeks Low date | 29.55 EUR (2022/09/09) |

All listings for LNA SANTE SA

| Exchange | Date | Time | Price | Trading volume (mio.) | Number of trades |
|-----------------------|------------|-------|-----------|-----------------------|------------------|
| Stuttgart | 2024/07/12 | 15:22 | 24.30 EUR | 0.00 | 10 |
| London Stock Exchange | 2023/04/05 | 17:35 | 31.86 EUR | 0.03 | 1 |
| Frankfurt | 2024/07/12 | 15:29 | 24.30 EUR | 0.00 | 5 |
| Euronext Paris | 2024/07/12 | 17:35 | 25.30 EUR | 0.08 | 89 |
| Duesseldorf | 2024/07/12 | 08:12 | 24.20 EUR | 0.00 | 3 |

Company profile

Company Logo



Company Profile

-

Contact Details

LNA SANTE

--

Telefon: -

Fax: -

E-mail: -