

LION ONE METALS LTD.

ISIN: CA5362161047 WKN: -

Overview

2024/07/26 08:02:41

Price
0.2165 EURDifference  -4.63% (-0.01)

General attributes

ISIN	CA5362161047
Symbol	LIO
Exchange	Munich
Currency	EUR
Sector	Energy / Commodities
Security type	Stock
Market cap (m)	47 EUR
Benchmark	S&P/TSX 60 INDEX

Market data

Bid (Bid size)	-
Ask (Ask size)	-
Open	0.2165 EUR
High	0.2165 EUR
Low	0.2165 EUR
Close (prev. day)	0.227 EUR
VWAP	0.322 EUR
Volume (pcs)	0
Trading volume	0.00
Number of trades	2
Last size	0

Futures and Options








Related Futures	-
Related Options	-

5y



Information about previous performance does not guarantee future performance.
Source: FactSet

Recent research

on sector	Date	Headline	Download
	2024/07/26	 Equity Weekly	
	2024/07/24	 Global Equity Ratings	
	2024/07/24	 Aktienempfehlungen Global	
	2024/07/15	 Aktienempfehlungen Global	
	2024/07/12	 Equity Weekly	

Details

2024/07/26 08:02:41

Price

0.2165 EUR

 Difference ▼ -4.63% (-0.01)

General attributes

ISIN	CA5362161047
Symbol	LIO
Exchange	Munich
Currency	EUR
Sector	Energy / Commodities
Security type	Stock
Market cap (m)	47 EUR
Benchmark	S&P/TSX 60 INDEX

Market data

Bid (Bid size)	-
Ask (Ask size)	-
Open	0.2165 EUR
High	0.2165 EUR
Low	0.2165 EUR
Close (prev. day)	0.227 EUR
VWAP	0.322 EUR
Volume (pcs)	0
Trading volume	0.00
Number of trades	2
Last size	0

Performance and Risk

	6m	1y	3y
Perf (%)	-57.38%	-61.20%	-70.54%
Perf (abs.)	-0.29	-0.34	-0.52
Beta	0.23	0.42	0.54
Volatility	70.83	54.71	53.86



Information about previous performance does not guarantee future performance.
Source: FactSet

Price data

Ø price 5 days Ø volume 5 days (pcs.)	0.2277 EUR (0)
Ø price 30 days Ø volume 30 days (pcs.)	0.3007 EUR (183)
Ø price 100 days Ø volume 100 days (pcs.)	0.3264 EUR (155)
Ø price 250 days Ø volume 250 days (pcs.)	0.4607 EUR (318)
YTD High date	0.5720 EUR (2024/01/02)
YTD Low date	0.2165 EUR (2024/07/26)
52 Weeks High date	0.6480 EUR (2023/08/29)
52 Weeks Low date	0.2165 EUR (2024/07/26)

All listings for LION ONE METALS LTD.

Exchange	Date	Time	Price	Trading volume (mio.)	Number of trades
Tradegate	2024/07/26	22:26	0.2015 EUR	0.04	17
TSX Venture Exchange	2024/07/26	21:59	0.305 CAD	0.90	316
Stuttgart	2024/07/26	14:44	0.2045 EUR	0.00	3
Munich	2024/07/26	08:02	0.2165 EUR	0.00	2
Frankfurt	2024/07/26	08:05	0.204 EUR	0.00	2

	26					
FINRA other OTC Issues	2024/07/ 26	21:54	0.224 USD	0.18		192
Duesseldorf	2024/07/ 26	19:32	0.2015 EUR	0.00		7
Berlin	2024/07/ 26	20:48	0.1978 EUR	0.00		20

Company profile

Company Logo



Company Profile

-

Contact Details

LION ONE METALS LTD

--

Telefon: -

Fax: -

E-mail: -