

REGULUS RESOURCES INC

ISIN: CA75915M1077 WKN: -

Overview

2024/07/26 19:35:01

Price
1.3775 USDDifference  -0.54% (-0.01)

General attributes

| | |
|----------------|------------------------|
| ISIN | CA75915M1077 |
| Symbol | REG |
| Exchange | FINRA other OTC Issues |
| Currency | USD |
| Sector | Energy / Commodities |
| Security type | Stock |
| Market cap (m) | 158 EUR |
| Benchmark | S&P/TSX 60 INDEX |

Market data

| | |
|-------------------|------------|
| Bid (Bid size) | - |
| Ask (Ask size) | - |
| Open | 1.3775 USD |
| High | 1.3775 USD |
| Low | 1.3775 USD |
| Close (prev. day) | 1.385 USD |
| VWAP | 1.3775 USD |
| Volume (pcs) | 500 |
| Trading volume | 688.75 |
| Number of trades | 1 |
| Last size | 500 |

Futures and Options











| | |
|-----------------|---|
| Related Futures | - |
| Related Options | - |

5y



Information about previous performance does not guarantee future performance.
Source: FactSet

Recent research

| on sector | | | |
|------------|---|---------------------------|---|
| Date | | Headline | Download |
| 2024/07/26 |  | Equity Weekly |  |
| 2024/07/24 |  | Global Equity Ratings |  |
| 2024/07/24 |  | Aktienempfehlungen Global |  |
| 2024/07/15 |  | Aktienempfehlungen Global |  |
| 2024/07/12 |  | Equity Weekly |  |

Details

2024/07/26 19:35:01

Price

1.3775 USD

Difference 📉 -0.54% (-0.01)

General attributes

| | |
|----------------|------------------------|
| ISIN | CA75915M1077 |
| Symbol | REG |
| Exchange | FINRA other OTC Issues |
| Currency | USD |
| Sector | Energy / Commodities |
| Security type | Stock |
| Market cap (m) | 158 EUR |
| Benchmark | S&P/TSX 60 INDEX |

Market data

| | |
|-------------------|------------|
| Bid (Bid size) | - |
| Ask (Ask size) | - |
| Open | 1.3775 USD |
| High | 1.3775 USD |
| Low | 1.3775 USD |
| Close (prev. day) | 1.385 USD |
| VWAP | 1.3775 USD |
| Volume (pcs) | 500 |
| Trading volume | 688.75 |
| Number of trades | 1 |
| Last size | 500 |

Performance and Risk

| | 6m | 1y | 3y |
|-------------|----------|----------|----------|
| Perf (%) | +101.68% | +111.73% | +130.60% |
| Perf (abs.) | +0.69 | +0.73 | +0.78 |
| Beta | -0.05 | 0.18 | 0.53 |
| Volatility | 82.92 | 74.64 | 82.64 |

5y



Information about previous performance does not guarantee future performance.
Source: FactSet

Price data

| | |
|---|-------------------------|
| Ø price 5 days Ø volume 5 days (pcs.) | 1.3674 USD (1,430) |
| Ø price 30 days Ø volume 30 days (pcs.) | 1.4114 USD (2,041) |
| Ø price 100 days Ø volume 100 days (pcs.) | 1.1694 USD (4,485) |
| Ø price 250 days Ø volume 250 days (pcs.) | 0.8945 USD (5,313) |
| YTD High date | 1.6700 USD (2024/06/21) |
| YTD Low date | 0.6460 USD (2024/01/18) |
| 52 Weeks High date | 1.6700 USD (2024/06/21) |
| 52 Weeks Low date | 0.4560 USD (2023/11/20) |

All listings for REGULUS RESOURCES INC

| Exchange | Date | Time | Price | Trading volume (mio.) | Number of trades |
|----------------------|------------|-------|----------|-----------------------|------------------|
| Tradegate | 2024/07/26 | 22:02 | 1.27 EUR | 0.00 | 1 |
| TSX Venture Exchange | 2024/07/26 | 21:59 | 1.90 CAD | 0.00 | 5 |
| Stuttgart | 2024/07/26 | 14:44 | 1.25 EUR | 0.00 | 5 |
| Munich | 2024/07/26 | 08:02 | 1.27 EUR | 0.00 | 1 |
| Frankfurt | 2024/07/26 | 08:10 | 1.24 EUR | 0.00 | 2 |

| | | | | | | |
|------------------------|------------|-------|------------|------|--|----|
| | 26 | | | | | |
| FINRA other OTC Issues | 2024/07/26 | 19:35 | 1.3775 USD | 0.00 | | 1 |
| Berlin | 2024/07/26 | 20:48 | 1.26 EUR | 0.00 | | 20 |

Company profile

Company Logo



Company Profile

-

Contact Details

REGULUS RESOURCES INC

--

Telefon: -

Fax: -

E-mail: -