

GALAPAGOS N.V.

ISIN: **BE0003818359** WKN: -

Overview

2023/06/08 15:15:26

Price
39.70 EURDifference  0.84% (0.33)

General attributes

ISIN	BE0003818359
Symbol	GLPG
Exchange	Stuttgart
Currency	EUR
Sector	Chemical / Pharmaceutical / Health
Security type	Stock
Market cap (m)	2,607 EUR
Benchmark	BEL 20 INDEX

Market data

Bid (Bid size)	- (0)
Ask (Ask size)	- (0)
Open	39.77 EUR
High	39.77 EUR
Low	39.49 EUR
Close (prev. day)	39.37 EUR
VWAP	-
Volume (pcs)	0
Trading volume	0.00
Number of trades	8
Last size	0

Futures and Options









Related Futures	23
Related Options	-

5y



Information about previous performance does not guarantee future performance.
Source: FactSet

Recent research

on sector		on market	
Date		Headline	Download
2023/06/06		Global Equity Ratings	
2023/06/06		Aktienempfehlungen Global	
2023/06/01		Aktienempfehlungen Global	
2023/06/01		Global Equity Ratings	
2023/05/30		Aktienempfehlungen Österreich	

Details

2023/06/08 15:15:26

Price

39.70 EUR

Difference ▲ 0.84% (0.33)

General attributes

ISIN BE0003818359

Symbol GLPG

Exchange Stuttgart

Currency EUR

Sector Chemical / Pharmaceutical / Health

Security type Stock

Market cap (m) 2,607 EUR

Benchmark BEL 20 INDEX

Market data

Bid (Bid size) - (0)

Ask (Ask size) - (0)

Open 39.77 EUR

High 39.77 EUR

Low 39.49 EUR

Close (prev. day) 39.37 EUR

VWAP -

Volume (pcs) 0

Trading volume 0.00

Number of trades 8

Last size 0

Performance and Risk

	6m	1y	3y
Perf (%)	+11.80%	-26.21%	-77.29%
Perf (abs.)	+4.19	-14.10	-135.15
Beta	0.49	0.70	0.87
Volatility	33.95	37.30	46.88

5y



Information about previous performance does not guarantee future performance.

Source: FactSet

Price data

Ø price 5 days | Ø volume 5 days (pcs.) 39.26 EUR (41)

Ø price 30 days | Ø volume 30 days (pcs.) 38.63 EUR (44)

Ø price 100 days | Ø volume 100 days (pcs.) 37.33 EUR (37)

Ø price 250 days | Ø volume 250 days (pcs.) 42.63 EUR (27)

YTD High | date 44.31 EUR (2023/01/18)

YTD Low | date 33.32 EUR (2023/03/29)

52 Weeks High | date 56.18 EUR (2022/07/06)

52 Weeks Low | date 33.32 EUR (2023/03/29)

Arbitrage views

Exchange ⊕	Date	Time	Price	Trading volume (mio.)	Number of trades
Vienna Stock Exchange	2023/06/07	09:05	39.74 EUR	0.00	3
Tradegate	2023/06/08	22:26	39.76 EUR	0.02	6
Stuttgart	2023/06/08	15:15	39.70 EUR	0.00	8
Munich	2023/06/08	08:06	39.76 EUR	0.00	1
London Stock Exchange	2023/	17:30	39.435 EUR	0.00	2

European Trade Reporting	06/08					
Hanover	2023/ 06/08	08:11	39.59 EUR	0.00		1
Frankfurt	2023/ 06/08	19:50	39.44 EUR	0.00		2
FINRA other OTC Issues	2023/ 04/26	21:19	38.00 USD	0.00		1
Euronext Amsterdam	2023/ 06/08	17:35	39.56 EUR	5.62		1,222
Duesseldorf	2023/ 06/08	21:01	39.59 EUR	0.00		11
Berlin	2023/ 06/08	21:50	39.69 EUR	0.00		17

Company profile

Company Logo



Galapagos

Contact Details

GALAPAGOS NV

--

Industriepark Mechelen Noord, Generaal de Wittelaan L11 A3 - 2800 Mechelen

Telefon: +32-1-534-29-00

Fax: +32-1-534-29-01

E-mail: -

Company Profile

-

Members of Management Board

Onno van de Stolpe Chairman of Managing Board

Andre Hoekema Member of Executive Committee

Piet Wigerinck Member of Executive Committee

Bart Filius Member of Executive Committee

Michele Manto Member of Executive Committee

Walid Abi-Saab, M.D. Member of Executive Committee

Board of directors

Dan Baker Member of Supervisory Board

Lena Elisabeth Svanberg Member of Supervisory Board

Linda Higgins Member of Supervisory Board

Mary Kerr Member of Supervisory Board

Raj Bhikhu Parekh Member of Supervisory Board

Daniel O'Day Member of Supervisory Board

Jérôme Contamine Member of Supervisory Board

Peter Guenter Member of Supervisory Board