

# SAP SE FUTURE (SAPJ) - EUX/202409

2024/07/15 18:41:43

Price  
**189.1533** EUR

Difference  -0.55% (-1.05)

### General attributes

Symbol	SAPJU24
Exchange	Eurex
Currency	EUR
Security type	Future
Underlying	SAP SE
Maturity	09-2024
Contract size	100

### Market data

Bid (Bid size)	- EUR (-)
Ask (Ask size)	- EUR (-)
Open	189.1533 EUR
High	189.1533 EUR
Low	189.1533 EUR
Close (prev. day)	190.2036 EUR
Underlying	SAP SE
Underlying price (date)	187.22 (24/07/16)
Settlement price (date)	189.15 (24/07/15)
Open Interest	12,238

### Performance and Risk

	6m	1y	3y
Perf (%)	+29.13%	-	-
Perf (abs.)	+42.67	-	-
Beta	-	-	-
Volatility	24.66	-	-

### Futures and Options

Related Futures	-
Related Options	-

5y












Information about previous performance does not guarantee future performance.  
Source: FactSet

### Price data

Ø price 5 days   Ø volume 5 days (pcs.)	188.1640 EUR (0)
Ø price 30 days   Ø volume 30 days (pcs.)	183.4502 EUR (158)
Ø price 100 days   Ø volume 100 days (pcs.)	178.1824 EUR (122)
Ø price 250 days   Ø volume 250 days (pcs.)	- EUR (-)
YTD High   date	191.2849 EUR (2024/06/28)
YTD Low   date	138.3803 EUR (2024/01/04)
52 Weeks High   date	- EUR (-)
52 Weeks Low   date	- EUR (-)

### Recent Research

on underlying	on sector	on market	
Date		Headline	Download
2024/07/15		Aktienempfehlungen Global	
2024/07/12		Global Equity Ratings	
2024/06/21		Global Equity Ratings	
2024/06/21		Aktienempfehlungen Global	
2024/06/14		Global Equity Ratings	