

APPLE INC. FUTURE (AAPH) - EUX/202409

2024/09/17 18:45:40

Price
216.4654 USD

Difference  0.35% (0.76)

General attributes

Symbol	AAPHU24
Exchange	Eurex
Currency	USD
Security type	Future
Underlying	APPLE INC
Maturity	09-2024
Contract size	100

Market data

Bid (Bid size)	- USD (-)
Ask (Ask size)	- USD (-)
Open	216.4654 USD
High	216.4654 USD
Low	216.4654 USD
Close (prev. day)	215.7082 USD
Underlying	APPLE INC
Underlying price (date)	216.79 (24/09/17)
Settlement price (date)	216.47 (24/09/17)
Open Interest	0

Performance and Risk

	6m	1y	3y
Perf (%)	+22.88%	+17.05%	-
Perf (abs.)	+40.16	+31.42	-
Beta	-	-	-
Volatility	26.92	22.99	-

Futures and Options

Related Futures	-
Related Options	-












5y

Information about previous performance does not guarantee future performance.
Source: FactSet

Price data

Ø price 5 days Ø volume 5 days (pcs.)	220.3773 USD (0)
Ø price 30 days Ø volume 30 days (pcs.)	222.8763 USD (0)
Ø price 100 days Ø volume 100 days (pcs.)	212.9634 USD (0)
Ø price 250 days Ø volume 250 days (pcs.)	197.6281 USD (0)
YTD High date	237.3530 USD (2024/07/15)
YTD Low date	168.3900 USD (2024/04/19)
52 Weeks High date	237.3530 USD (2024/07/15)
52 Weeks Low date	56.3918 USD (2023/12/14)

Recent Research

on underlying	on sector	on market	
Date		Headline	Download
2024/09/11		Global Equity Ratings	
2024/09/11		Aktienempfehlungen Global	
2024/09/05		Global Equity Ratings	
2024/09/05		Aktienempfehlungen Global	
2024/08/12		Global Equity Ratings	