

APPLE INC. FUTURE (AAPH) - EUX/202409

2024/07/17 18:45:11

Price
230.7549 USD

Difference  -2.23% (-5.27)

General attributes

Symbol	AAPHU24
Exchange	Eurex
Currency	USD
Security type	Future
Underlying	APPLE INC
Maturity	09-2024
Contract size	100

Market data

Bid (Bid size)	- USD (-)
Ask (Ask size)	- USD (-)
Open	230.7549 USD
High	230.7549 USD
Low	230.7549 USD
Close (prev. day)	236.0214 USD
Underlying	APPLE INC
Underlying price (date)	228.88 (24/07/17)
Settlement price (date)	230.75 (24/07/17)
Open Interest	0



Information about previous performance does not guarantee future performance.
Source: FactSet

Performance and Risk

	6m	1y	3y
Perf (%)	+22.96%	-	-
Perf (abs.)	+43.09	-	-
Beta	-	-	-
Volatility	23.83	-	-










Futures and Options

Related Futures	-
Related Options	-

Price data

Ø price 5 days Ø volume 5 days (pcs.)	233.3171 USD (0)
Ø price 30 days Ø volume 30 days (pcs.)	219.4763 USD (0)
Ø price 100 days Ø volume 100 days (pcs.)	192.9716 USD (0)
Ø price 250 days Ø volume 250 days (pcs.)	- USD (-)
YTD High date	237.3530 USD (2024/07/15)
YTD Low date	168.3900 USD (2024/04/19)
52 Weeks High date	- USD (-)
52 Weeks Low date	- USD (-)

Recent Research

on underlying		on sector		on market	
Date		Headline		Download	
2024/07/15		Aktienempfehlungen Global			
2024/07/12		Global Equity Ratings			
2024/06/21		Global Equity Ratings			
2024/06/21		Aktienempfehlungen Global			
2024/06/14		Global Equity Ratings		