

# BEST BUY CO. INC. FUTURE (BBYF) - EUX/202409

2024/08/16 19:01:11

**Price**  
**84.2273** USD  
 Difference  0.51% (0.43)

**General attributes**

Symbol	BBYFU24
Exchange	Eurex
Currency	USD
Security type	Future
Underlying	BEST BUY CORP INC.
Maturity	09-2024
Contract size	100

**Market data**

Bid (Bid size)	- USD (-)
Ask (Ask size)	- USD (-)
Open	84.2273 USD
High	84.2273 USD
Low	84.2273 USD
Close (prev. day)	83.7986 USD
Underlying	BEST BUY CORP INC.
Underlying price (date)	85.24 (24/08/16)
Settlement price (date)	84.23 (24/08/16)
Open Interest	0

**Performance and Risk**

	6m	1y	3y
Perf (%)	+12.12%	-	-
Perf (abs.)	+9.06	-	-
Beta	-	-	-
Volatility	32.74	-	-

**Futures and Options**

Related Futures	-
Related Options	-

5y












Information about previous performance does not guarantee future performance.  
 Source: FactSet

**Price data**

Ø price 5 days   Ø volume 5 days (pcs.)	82.6577 USD (0)
Ø price 30 days   Ø volume 30 days (pcs.)	85.0124 USD (0)
Ø price 100 days   Ø volume 100 days (pcs.)	81.2083 USD (0)
Ø price 250 days   Ø volume 250 days (pcs.)	76.1353 USD (0)
YTD High   date	92.3806 USD (2024/06/20)
YTD Low   date	69.5261 USD (2024/05/23)
52 Weeks High   date	- USD (-)
52 Weeks Low   date	- USD (-)

**Recent Research**

on sector		on market	
Date		Headline	Download
2024/08/12		Global Equity Ratings	
2024/08/12		Aktienempfehlungen Global	
2024/07/24		Global Equity Ratings	
2024/07/24		Aktienempfehlungen Global	
2024/07/15		Aktienempfehlungen Global	