

BEST BUY CO. INC. FUTURE (BBYF) - EUX/202409

2024/07/16 18:49:57

Price
86.968 USD

Difference  0.73% (0.63)

General attributes

Symbol	BBYFU24
Exchange	Eurex
Currency	USD
Security type	Future
Underlying	BEST BUY CORP INC.
Maturity	09-2024
Contract size	100

Market data

Bid (Bid size)	- USD (-)
Ask (Ask size)	- USD (-)
Open	86.968 USD
High	86.968 USD
Low	86.968 USD
Close (prev. day)	86.342 USD
Underlying	BEST BUY CORP INC.
Underlying price (date)	88.245 (24/07/17)
Settlement price (date)	86.97 (24/07/16)
Open Interest	0

Performance and Risk

	6m	1y	3y
Perf (%)	+22.33%	-	-
Perf (abs.)	+15.87	-	-
Beta	-	-	-
Volatility	33.24	-	-

Futures and Options

Related Futures	-
Related Options	-

5y












Information about previous performance does not guarantee future performance.
Source: FactSet

Price data

Ø price 5 days Ø volume 5 days (pcs.)	86.185 USD (0)
Ø price 30 days Ø volume 30 days (pcs.)	86.513 USD (0)
Ø price 100 days Ø volume 100 days (pcs.)	79.752 USD (0)
Ø price 250 days Ø volume 250 days (pcs.)	- USD (-)
YTD High date	92.381 USD (2024/06/20)
YTD Low date	69.526 USD (2024/05/23)
52 Weeks High date	- USD (-)
52 Weeks Low date	- USD (-)

Recent Research

on sector		on market	
Date		Headline	Download
2024/07/15		Aktienempfehlungen Global	
2024/07/12		Global Equity Ratings	
2024/06/21		Equity Weekly	
2024/06/21		Global Equity Ratings	
2024/06/21		Aktienempfehlungen Global	