

# BEST BUY CO. INC. FUTURE (BBYF) - EUX/202409

2024/05/15 18:23:27

Price  
**73.8107** USD

Difference  -1.43% (-1.07)

### General attributes

Symbol	BBYFU24
Exchange	Eurex
Currency	USD
Security type	Future
Underlying	BEST BUY CORP INC.
Maturity	09-2024
Contract size	100

### Market data

Bid (Bid size)	- USD (-)
Ask (Ask size)	- USD (-)
Open	73.8107 USD
High	73.8107 USD
Low	73.8107 USD
Close (prev. day)	74.8778 USD
Underlying	BEST BUY CORP INC.
Underlying price (date)	73.34 (24/05/15)
Settlement price (date)	73.81 (24/05/15)
Open Interest	0

### Performance and Risk

	6m	1y	3y
Perf (%)	+7.72%	-	-
Perf (abs.)	+5.29	-	-
Beta	-	-	-
Volatility	29.81	-	-

### Futures and Options

Related Futures	-
Related Options	-

5y












Information about previous performance does not guarantee future performance.  
Source: FactSet

### Price data

Ø price 5 days   Ø volume 5 days (pcs.)	73.9677 USD (0)
Ø price 30 days   Ø volume 30 days (pcs.)	76.1213 USD (0)
Ø price 100 days   Ø volume 100 days (pcs.)	76.1105 USD (0)
Ø price 250 days   Ø volume 250 days (pcs.)	- USD (-)
YTD High   date	82.9790 USD (2024/03/28)
YTD Low   date	70.2954 USD (2024/01/19)
52 Weeks High   date	- USD (-)
52 Weeks Low   date	- USD (-)

### Recent Research

on sector		on market	
Date		Headline	Download
2024/04/26		Global Equity Ratings	
2024/04/26		Aktienempfehlungen Global	
2024/04/03		Global Equity Ratings	
2024/04/03		Aktienempfehlungen Global	
2024/03/13		Global Equity Ratings	