

# ABB LTD. FUTURE (ABBP) - EUX/202409

2024/06/07 18:35:35

Price  
**50.6476** CHF

Difference  -0.36% (-0.18)

### General attributes

Symbol	ABBP24
Exchange	Eurex
Currency	CHF
Security type	Future
Underlying	ABB LTD
Maturity	09-2024
Contract size	100

### Market data

Bid (Bid size)	- CHF (-)
Ask (Ask size)	- CHF (-)
Open	50.6476 CHF
High	50.6476 CHF
Low	50.6476 CHF
Close (prev. day)	50.83 CHF
Underlying	ABB LTD
Underlying price (date)	50.44 (24/06/07)
Settlement price (date)	50.65 (24/06/07)
Open Interest	0

### Performance and Risk

	6m	1y	3y
Perf (%)	+43.97%	-	-
Perf (abs.)	+15.47	-	-
Beta	-	-	-
Volatility	18.57	-	-

### Futures and Options

Related Futures	-
Related Options	-

5y












Information about previous performance does not guarantee future performance.  
Source: FactSet

### Price data

Ø price 5 days   Ø volume 5 days (pcs.)	50.2499 CHF (0)
Ø price 30 days   Ø volume 30 days (pcs.)	48.0725 CHF (0)
Ø price 100 days   Ø volume 100 days (pcs.)	42.5752 CHF (0)
Ø price 250 days   Ø volume 250 days (pcs.)	- CHF (-)
YTD High   date	50.8300 CHF (2024/06/06)
YTD Low   date	34.9015 CHF (2024/01/19)
52 Weeks High   date	- CHF (-)
52 Weeks Low   date	- CHF (-)

### Recent Research

on underlying   on sector   on market			
Date		Headline	Download
2024/05/29		Global Equity Ratings	
2024/05/29		Aktienempfehlungen Global	
2024/04/26		Global Equity Ratings	
2024/04/26		Aktienempfehlungen Global	
2024/04/03		Global Equity Ratings	