

# ABB LTD. FUTURE (ABBP) - EUX/202409

2024/05/14 18:47:25

Price  
**47.7922** CHF

Difference  -0.53% (-0.25)

### General attributes

Symbol	ABBP24
Exchange	Eurex
Currency	CHF
Security type	Future
Underlying	ABB LTD
Maturity	09-2024
Contract size	100

### Market data

Bid (Bid size)	- CHF (-)
Ask (Ask size)	- CHF (-)
Open	47.7922 CHF
High	47.7922 CHF
Low	47.7922 CHF
Close (prev. day)	48.0451 CHF
Underlying	ABB LTD
Underlying price (date)	47.76 (24/05/15)
Settlement price (date)	47.79 (24/05/14)
Open Interest	0

### Performance and Risk

	6m	1y	3y
Perf (%)	+44.89%	-	-
Perf (abs.)	+14.81	-	-
Beta	-	-	-
Volatility	18.12	-	-

### Futures and Options

Related Futures	-
Related Options	-












Information about previous performance does not guarantee future performance.  
Source: FactSet

### Price data

Ø price 5 days   Ø volume 5 days (pcs.)	47.3701 CHF (0)
Ø price 30 days   Ø volume 30 days (pcs.)	44.4082 CHF (0)
Ø price 100 days   Ø volume 100 days (pcs.)	40.2878 CHF (0)
Ø price 250 days   Ø volume 250 days (pcs.)	- CHF (-)
YTD High   date	48.0451 CHF (2024/05/13)
YTD Low   date	34.9015 CHF (2024/01/19)
52 Weeks High   date	- CHF (-)
52 Weeks Low   date	- CHF (-)

### Recent Research

on underlying	on sector	on market	
Date		Headline	Download
2024/04/26		Global Equity Ratings	
2024/04/26		Aktienempfehlungen Global	
2024/04/03		Global Equity Ratings	
2024/04/03		Aktienempfehlungen Global	
2024/03/13		Global Equity Ratings	