

HORNBAACH HOLDING AG&CO.KGAA FUTURE (HBHF) - EUX/202409

2024/08/13 18:43:21

Price
74.9999 EUR
 Difference  0.39% (0.29)

General attributes

Symbol HBHFU24
 Exchange Eurex
 Currency EUR
 Security type Future
 Underlying HORNBAACH HOLDING AG & CO. KGAA
 Maturity 09-2024
 Contract size 100

Market data

Bid (Bid size) - EUR (-)
 Ask (Ask size) - EUR (-)
 Open 74.9999 EUR
 High 74.9999 EUR
 Low 74.9999 EUR
 Close (prev. day) 74.7065 EUR
 Underlying HORNBAACH HOLDING AG & CO. KGAA
 Underlying price (date) 74.70 (24/08/13)
 Settlement price (date) 75.00 (24/08/13)
 Open Interest 0

Performance and Risk

	6m	1y	3y
Perf (%)	+13.91%	-	-
Perf (abs.)	+9.16	-	-
Beta	-	-	-
Volatility	22.83	-	-

Futures and Options

Related Futures -
 Related Options -

5y












Information about previous performance does not guarantee future performance.
 Source: FactSet

Price data

Ø price 5 days Ø volume 5 days (pcs.)	74.5629 EUR (0)
Ø price 30 days Ø volume 30 days (pcs.)	77.3975 EUR (0)
Ø price 100 days Ø volume 100 days (pcs.)	76.0671 EUR (0)
Ø price 250 days Ø volume 250 days (pcs.)	- EUR (-)
YTD High date	80.9227 EUR (2024/07/12)
YTD Low date	63.5487 EUR (2024/02/05)
52 Weeks High date	- EUR (-)
52 Weeks Low date	- EUR (-)

Recent Research

on sector		on market	
Date		Headline	Download
2024/08/12		Global Equity Ratings	
2024/08/12		Aktienempfehlungen Global	
2024/07/24		Global Equity Ratings	
2024/07/24		Aktienempfehlungen Global	
2024/07/15		Aktienempfehlungen Global	