

# HORNBACH HOLDING AG&CO.KGAA FUTURE (HBHF) - EUX/202409

2024/09/17 18:45:57

**Price**  
**84.0271** EUR  
 Difference  2.30% (1.89)

**General attributes**

**Symbol** HBHFU24  
**Exchange** Eurex  
**Currency** EUR  
**Security type** Future  
**Underlying** HORNBACH HOLDING AG & CO. KGAA  
**Maturity** 09-2024  
**Contract size** 100

**Market data**

**Bid (Bid size)** - EUR (-)  
**Ask (Ask size)** - EUR (-)  
**Open** 84.0271 EUR  
**High** 84.0271 EUR  
**Low** 84.0271 EUR  
**Close (prev. day)** 82.1353 EUR  
**Underlying** HORNBACH HOLDING AG & CO. KGAA  
**Underlying price (date)** 84.00 (24/09/17)  
**Settlement price (date)** 84.03 (24/09/17)  
**Open Interest** 0

**Performance and Risk**

	6m	1y	3y
<b>Perf (%)</b>	+23.37%	+24.23%	-
<b>Perf (abs.)</b>	+15.92	+16.39	-
<b>Beta</b>	-	-	-
<b>Volatility</b>	23.08	22.69	-

**Futures and Options**

**Related Futures** -  
**Related Options** -












Information about previous performance does not guarantee future performance.  
 Source: FactSet

**Price data**

<b>Ø price 5 days   Ø volume 5 days (pcs.)</b>	81.4138 EUR (0)
<b>Ø price 30 days   Ø volume 30 days (pcs.)</b>	78.7814 EUR (0)
<b>Ø price 100 days   Ø volume 100 days (pcs.)</b>	77.6527 EUR (0)
<b>Ø price 250 days   Ø volume 250 days (pcs.)</b>	70.0991 EUR (0)
<b>YTD High   date</b>	84.0271 EUR (2024/09/17)
<b>YTD Low   date</b>	63.5487 EUR (2024/02/05)
<b>52 Weeks High   date</b>	84.0271 EUR (2024/09/17)
<b>52 Weeks Low   date</b>	55.9063 EUR (2023/10/27)

**Recent Research**

on sector		on market	
Date		Headline	Download
2024/09/11		Global Equity Ratings	
2024/09/11		Aktienempfehlungen Global	
2024/09/05		Global Equity Ratings	
2024/09/05		Aktienempfehlungen Global	
2024/08/12		Global Equity Ratings	