

HORNBAACH HOLDING AG&CO.KGAA FUTURE (HBHF) - EUX/202409

2024/05/06 18:29:46

Price
73.3635 EUR

Difference  **-0.31% (-0.23)**

General attributes

Symbol	HBHFU24
Exchange	Eurex
Currency	EUR
Security type	Future
Underlying	HORNBAACH HOLDING AG & CO. KGAA
Maturity	09-2024
Contract size	100

Market data

Bid (Bid size)	- EUR (-)
Ask (Ask size)	- EUR (-)
Open	73.3635 EUR
High	73.3635 EUR
Low	73.3635 EUR
Close (prev. day)	73.5926 EUR
Underlying	HORNBAACH HOLDING AG & CO. KGAA
Underlying price (date)	74.90 (24/05/07)
Settlement price (date)	73.36 (24/05/06)
Open Interest	0

Performance and Risk

	6m	1y	3y
Perf (%)	+25.72%	-	-
Perf (abs.)	+15.01	-	-
Beta	-	-	-
Volatility	24.11	-	-

Futures and Options

Related Futures	-
Related Options	-












Information about previous performance does not guarantee future performance.
 Source: FactSet

Price data

Ø price 5 days Ø volume 5 days (pcs.)	73.5187 EUR (0)
Ø price 30 days Ø volume 30 days (pcs.)	73.0700 EUR (0)
Ø price 100 days Ø volume 100 days (pcs.)	68.2231 EUR (0)
Ø price 250 days Ø volume 250 days (pcs.)	- EUR (-)
YTD High date	75.4696 EUR (2024/04/15)
YTD Low date	63.5487 EUR (2024/02/05)
52 Weeks High date	- EUR (-)
52 Weeks Low date	- EUR (-)

Recent Research

on sector		on market	
Date		Headline	Download
2024/04/26		Global Equity Ratings	
2024/04/26		Aktienempfehlungen Global	
2024/04/03		Global Equity Ratings	
2024/04/03		Aktienempfehlungen Global	
2024/03/13		Global Equity Ratings	