

INFINEON TECHNOLOGIES AG FUTURE (IFXP) - EUX/202409

2024/05/17 19:05:01

Price
37.502 EUR

Difference  -0.25% (-0.09)

General attributes

Symbol	IFXPU24
Exchange	Eurex
Currency	EUR
Security type	Future
Underlying	INFINEON TECHNOLOGIES AG
Maturity	09-2024
Contract size	100

Market data

Bid (Bid size)	- EUR (-)
Ask (Ask size)	- EUR (-)
Open	37.502 EUR
High	37.502 EUR
Low	37.502 EUR
Close (prev. day)	37.5963 EUR
Underlying	INFINEON TECHNOLOGIES AG
Underlying price (date)	37.005 (24/05/17)
Settlement price (date)	37.50 (24/05/17)
Open Interest	0

Performance and Risk

	6m	1y	3y
Perf (%)	+8.99%	-	-
Perf (abs.)	+3.09	-	-
Beta	-	-	-
Volatility	38.58	-	-

Futures and Options

Related Futures	-
Related Options	-

5y












Information about previous performance does not guarantee future performance.
Source: FactSet

Price data

Ø price 5 days Ø volume 5 days (pcs.)	37.804 EUR (0)
Ø price 30 days Ø volume 30 days (pcs.)	34.045 EUR (0)
Ø price 100 days Ø volume 100 days (pcs.)	34.193 EUR (0)
Ø price 250 days Ø volume 250 days (pcs.)	- EUR (-)
YTD High date	38.537 EUR (2024/05/10)
YTD Low date	30.286 EUR (2024/04/23)
52 Weeks High date	- EUR (-)
52 Weeks Low date	- EUR (-)

Recent Research

on underlying on sector on market			
Date		Headline	Download
2024/04/26		Global Equity Ratings	
2024/04/26		Aktienempfehlungen Global	
2024/04/03		Global Equity Ratings	
2024/04/03		Aktienempfehlungen Global	
2024/03/13		Global Equity Ratings	