

# SAP SE STOCK TRACKING FUTURE (1SAP) - EUX/202409

2024/06/24 18:57:13

**Price**  
**181.2112** EUR

**Difference**  **-0.92% (-1.68)**

### General attributes

Symbol	1SAPU24
Exchange	Eurex
Currency	EUR
Security type	Future
Underlying	SAP SE
Maturity	09-2024
Contract size	100

### Market data

Bid (Bid size)	- EUR (-)
Ask (Ask size)	- EUR (-)
Open	181.2112 EUR
High	181.2112 EUR
Low	181.2112 EUR
Close (prev. day)	182.8872 EUR
Underlying	SAP SE
Underlying price (date)	177.98 (24/06/25)
Settlement price (date)	181.21 (24/06/24)
Open Interest	0

### Performance and Risk

	6m	1y	3y
Perf (%)	+27.03%	-	-
Perf (abs.)	+38.56	-	-
Beta	-	-	-
Volatility	24.21	-	-

### Futures and Options

Related Futures	-
Related Options	-

5y












Information about previous performance does not guarantee future performance.  
Source: FactSet

### Price data

Ø price 5 days   Ø volume 5 days (pcs.)	180.3233 EUR (0)
Ø price 30 days   Ø volume 30 days (pcs.)	178.4565 EUR (0)
Ø price 100 days   Ø volume 100 days (pcs.)	176.5760 EUR (0)
Ø price 250 days   Ø volume 250 days (pcs.)	- EUR (-)
YTD High   date	186.3593 EUR (2024/03/26)
YTD Low   date	140.5646 EUR (2024/01/04)
52 Weeks High   date	- EUR (-)
52 Weeks Low   date	- EUR (-)

### Recent Research

on underlying	on sector	on market	
Date		Headline	Download
2024/06/21		Global Equity Ratings	
2024/06/21		Aktienempfehlungen Global	
2024/06/14		Global Equity Ratings	
2024/06/14		Aktienempfehlungen Global	
2024/05/29		Global Equity Ratings	