

SAP SE STOCK TRACKING FUTURE (1SAP) - EUX/202409

2024/06/14 19:02:55

Price
176.7061 EUR

Difference  **-1.81% (-3.26)**

General attributes

Symbol	1SAPU24
Exchange	Eurex
Currency	EUR
Security type	Future
Underlying	SAP SE
Maturity	09-2024
Contract size	100

Market data

Bid (Bid size)	- EUR (-)
Ask (Ask size)	- EUR (-)
Open	176.7061 EUR
High	176.7061 EUR
Low	176.7061 EUR
Close (prev. day)	179.9662 EUR
Underlying	SAP SE
Underlying price (date)	174.78 (24/06/14)
Settlement price (date)	176.71 (24/06/14)
Open Interest	0

Performance and Risk

	6m	1y	3y
Perf (%)	+20.18%	-	-
Perf (abs.)	+29.67	-	-
Beta	-	-	-
Volatility	24.24	-	-

Futures and Options

Related Futures	-
Related Options	-












Information about previous performance does not guarantee future performance.
Source: FactSet

Price data

Ø price 5 days Ø volume 5 days (pcs.)	179.2734 EUR (0)
Ø price 30 days Ø volume 30 days (pcs.)	178.1284 EUR (0)
Ø price 100 days Ø volume 100 days (pcs.)	175.7103 EUR (0)
Ø price 250 days Ø volume 250 days (pcs.)	- EUR (-)
YTD High date	186.3593 EUR (2024/03/26)
YTD Low date	140.5646 EUR (2024/01/04)
52 Weeks High date	- EUR (-)
52 Weeks Low date	- EUR (-)

Recent Research

on underlying on sector on market			
Date		Headline	Download
2024/06/14		Global Equity Ratings	
2024/06/14		Aktienempfehlungen Global	
2024/05/29		Global Equity Ratings	
2024/05/29		Aktienempfehlungen Global	
2024/04/26		Global Equity Ratings	