

## SIKA AG FUTURE (SIKH) - EUX/202409

2024/09/18 18:41:29

Price  
**267.8173** CHFDifference  -1.55% (-4.21)

## General attributes

Symbol	SIKHU24
Exchange	Eurex
Currency	CHF
Security type	Future
Underlying	SIKA AG
Maturity	09-2024
Contract size	100

## Market data

Bid (Bid size)	- CHF (-)
Ask (Ask size)	- CHF (-)
Open	267.8173 CHF
High	267.8173 CHF
Low	267.8173 CHF
Close (prev. day)	272.0263 CHF
Underlying	SIKA AG
Underlying price (date)	267.80 (24/09/18)
Settlement price (date)	267.82 (24/09/18)
Open Interest	700

## Performance and Risk

	6m	1y	3y
Perf (%)	+3.51%	+10.29%	-
Perf (abs.)	+9.23	+25.39	-
Beta	-	-	-
Volatility	21.25	23.10	-

## Futures and Options

Related Futures	-
Related Options	-

5y












Information about previous performance does not guarantee future performance.  
Source: FactSet

## Price data

Ø price 5 days   Ø volume 5 days (pcs.)	266.6731 CHF (200)
Ø price 30 days   Ø volume 30 days (pcs.)	261.8534 CHF (70)
Ø price 100 days   Ø volume 100 days (pcs.)	265.6620 CHF (52)
Ø price 250 days   Ø volume 250 days (pcs.)	254.2956 CHF (21)
YTD High   date	286.0795 CHF (2024/05/27)
YTD Low   date	231.5584 CHF (2024/01/22)
52 Weeks High   date	286.0795 CHF (2024/05/27)
52 Weeks Low   date	211.6521 CHF (2023/10/26)

## Recent Research

on underlying	on sector	on market	
Date		Headline	Download
2022/12/19		Global Equity Ratings	
2022/12/19		Aktienempfehlungen Global	
2022/11/28		Global Equity Ratings	
2022/11/28		Aktienempfehlungen Global	
2022/11/18		Global Equity Ratings	