

ORANGE S.A. FUTURE (FTEG) - EUX/202409

2024/07/26 18:35:17

Price
10.3345 EUR

Difference  -0.01% (-0.00)

General attributes

Symbol	FTEGU24
Exchange	Eurex
Currency	EUR
Security type	Future
Underlying	ORANGE SA
Maturity	09-2024
Contract size	100

Market data

Bid (Bid size)	- EUR (-)
Ask (Ask size)	- EUR (-)
Open	10.3345 EUR
High	10.3345 EUR
Low	10.3345 EUR
Close (prev. day)	10.3356 EUR
Underlying	ORANGE SA
Underlying price (date)	10.27 (24/07/26)
Settlement price (date)	10.33 (24/07/26)
Open Interest	207,580

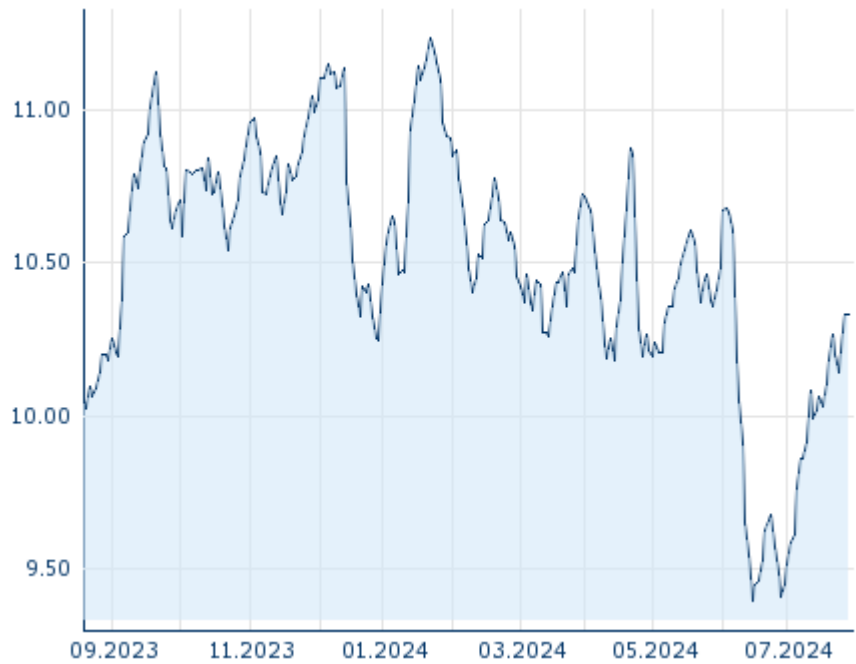
Performance and Risk

	6m	1y	3y
Perf (%)	-6.89%	-	-
Perf (abs.)	-0.76	-	-
Beta	-	-	-
Volatility	15.46	-	-

Futures and Options

Related Futures	-
Related Options	-

5y












Information about previous performance does not guarantee future performance.
Source: FactSet

Price data

Ø price 5 days Ø volume 5 days (pcs.)	10.2562 EUR (1,800)
Ø price 30 days Ø volume 30 days (pcs.)	9.8470 EUR (3,167)
Ø price 100 days Ø volume 100 days (pcs.)	10.2225 EUR (2,378)
Ø price 250 days Ø volume 250 days (pcs.)	- EUR (-)
YTD High date	11.2378 EUR (2024/01/23)
YTD Low date	9.3944 EUR (2024/06/14)
52 Weeks High date	- EUR (-)
52 Weeks Low date	- EUR (-)

Recent Research

on sector	on market		
Date		Headline	Download
2024/07/24		Global Equity Ratings	
2024/07/24		Aktienempfehlungen Global	
2024/07/19		Equity Weekly	
2024/07/15		Aktienempfehlungen Global	
2024/07/12		Global Equity Ratings	