

SIEMENS AG FUTURE (SIEH) - EUX/202409

2024/05/31 18:43:27

Price
178.3461 EURDifference  0.07% (0.12)

General attributes

Symbol	SIEHU24
Exchange	Eurex
Currency	EUR
Security type	Future
Underlying	SIEMENS AG
Maturity	09-2024
Contract size	100

Market data

Bid (Bid size)	- EUR (-)
Ask (Ask size)	- EUR (-)
Open	178.3461 EUR
High	178.3461 EUR
Low	178.3461 EUR
Close (prev. day)	178.2231 EUR
Underlying	SIEMENS AG
Underlying price (date)	176.26 (24/05/31)
Settlement price (date)	178.35 (24/05/31)
Open Interest	0

Performance and Risk

	6m	1y	3y
Perf (%)	+15.04%	-	-
Perf (abs.)	+23.31	-	-
Beta	-	-	-
Volatility	22.11	-	-

Futures and Options

Related Futures	-
Related Options	-

5y












Information about previous performance does not guarantee future performance.
Source: FactSet

Price data

Ø price 5 days Ø volume 5 days (pcs.)	178.9913 EUR (0)
Ø price 30 days Ø volume 30 days (pcs.)	180.3613 EUR (0)
Ø price 100 days Ø volume 100 days (pcs.)	176.2908 EUR (0)
Ø price 250 days Ø volume 250 days (pcs.)	- EUR (-)
YTD High date	191.0622 EUR (2024/05/10)
YTD Low date	159.1862 EUR (2024/01/17)
52 Weeks High date	- EUR (-)
52 Weeks Low date	- EUR (-)

Recent Research

on underlying on sector on market			
Date		Headline	Download
2024/05/29		Global Equity Ratings	
2024/05/29		Aktienempfehlungen Global	
2024/04/26		Global Equity Ratings	
2024/04/26		Aktienempfehlungen Global	
2024/04/03		Global Equity Ratings	