

SIEMENS AG FUTURE (SIEH) - EUX/202409

2024/05/17 19:05:27

Price
174.8776 EUR

Difference  -1.40% (-2.49)

General attributes

| | |
|---------------|------------|
| Symbol | SIEHU24 |
| Exchange | Eurex |
| Currency | EUR |
| Security type | Future |
| Underlying | SIEMENS AG |
| Maturity | 09-2024 |
| Contract size | 100 |

Market data

| | |
|-------------------------|-------------------|
| Bid (Bid size) | - EUR (-) |
| Ask (Ask size) | - EUR (-) |
| Open | 174.8776 EUR |
| High | 174.8776 EUR |
| Low | 174.8776 EUR |
| Close (prev. day) | 177.3648 EUR |
| Underlying | SIEMENS AG |
| Underlying price (date) | 172.56 (24/05/17) |
| Settlement price (date) | 174.88 (24/05/17) |
| Open Interest | 0 |

Performance and Risk

| | 6m | 1y | 3y |
|-------------|---------|----|----|
| Perf (%) | +16.88% | - | - |
| Perf (abs.) | +25.25 | - | - |
| Beta | - | - | - |
| Volatility | 22.16 | - | - |

Futures and Options

| | |
|-----------------|---|
| Related Futures | - |
| Related Options | - |

5y













Information about previous performance does not guarantee future performance.
Source: FactSet

Price data

| | |
|---|---------------------------|
| Ø price 5 days Ø volume 5 days (pcs.) | 184.1717 EUR (0) |
| Ø price 30 days Ø volume 30 days (pcs.) | 179.9107 EUR (0) |
| Ø price 100 days Ø volume 100 days (pcs.) | 175.0225 EUR (0) |
| Ø price 250 days Ø volume 250 days (pcs.) | - EUR (-) |
| YTD High date | 191.0622 EUR (2024/05/10) |
| YTD Low date | 159.1862 EUR (2024/01/17) |
| 52 Weeks High date | - EUR (-) |
| 52 Weeks Low date | - EUR (-) |

Recent Research

| on underlying | on sector | on market | |
|---------------|---|---------------------------|---|
| Date | | Headline | Download |
| 2024/04/26 |  | Global Equity Ratings |  |
| 2024/04/26 |  | Aktienempfehlungen Global |  |
| 2024/04/03 |  | Global Equity Ratings |  |
| 2024/04/03 |  | Aktienempfehlungen Global |  |
| 2024/03/13 |  | Global Equity Ratings |  |