

# ABB LTD. FUTURE (ABBG) - EUX/202409

2024/09/02 18:39:38

Price  
**48.9993** CHF

Difference  0.69% (0.34)

### General attributes

Symbol	ABBGU24
Exchange	Eurex
Currency	CHF
Security type	Future
Underlying	ABB LTD
Maturity	09-2024
Contract size	100

### Market data

Bid (Bid size)	- CHF (-)
Ask (Ask size)	- CHF (-)
Open	48.9993 CHF
High	48.9993 CHF
Low	48.9993 CHF
Close (prev. day)	48.664 CHF
Underlying	ABB LTD
Underlying price (date)	48.97 (24/09/02)
Settlement price (date)	49.00 (24/09/02)
Open Interest	22,050

### Performance and Risk

	6m	1y	3y
Perf (%)	+21.38%	+47.93%	-
Perf (abs.)	+8.63	+15.88	-
Beta	-	-	-
Volatility	24.17	22.65	-

### Futures and Options

Related Futures	-
Related Options	-

5y












Information about previous performance does not guarantee future performance.  
Source: FactSet

### Price data

Ø price 5 days   Ø volume 5 days (pcs.)	48.4050 CHF (5,400)
Ø price 30 days   Ø volume 30 days (pcs.)	47.2588 CHF (1,268)
Ø price 100 days   Ø volume 100 days (pcs.)	48.1736 CHF (712)
Ø price 250 days   Ø volume 250 days (pcs.)	40.8615 CHF (285)
YTD High   date	51.9626 CHF (2024/07/12)
YTD Low   date	34.9015 CHF (2024/01/19)
52 Weeks High   date	51.9626 CHF (2024/07/12)
52 Weeks Low   date	29.1667 CHF (2023/10/20)

### Recent Research

on underlying	on sector	on market	
Date		Headline	Download
2024/08/12		Global Equity Ratings	
2024/08/12		Aktienempfehlungen Global	
2024/07/24		Global Equity Ratings	
2024/07/24		Aktienempfehlungen Global	
2024/07/15		Aktienempfehlungen Global	