

ABB LTD. FUTURE (ABBG) - EUX/202409

2024/04/26 18:30:45

Price
45.1916 CHF

Difference  0.96% (0.43)

General attributes

Symbol	ABBGU24
Exchange	Eurex
Currency	CHF
Security type	Future
Underlying	ABB LTD
Maturity	09-2024
Contract size	100

Market data

Bid (Bid size)	- CHF (-)
Ask (Ask size)	- CHF (-)
Open	45.1916 CHF
High	45.1916 CHF
Low	45.1916 CHF
Close (prev. day)	44.7601 CHF
Underlying	ABB LTD
Underlying price (date)	44.94 (24/04/26)
Settlement price (date)	45.19 (24/04/26)
Open Interest	0

Performance and Risk

	6m	1y	3y
Perf (%)	+53.61%	-	-
Perf (abs.)	+15.77	-	-
Beta	-	-	-
Volatility	18.89	-	-

Futures and Options

Related Futures	-
Related Options	-












Information about previous performance does not guarantee future performance.
Source: FactSet

Price data

Ø price 5 days Ø volume 5 days (pcs.)	44.7621 CHF (0)
Ø price 30 days Ø volume 30 days (pcs.)	42.7929 CHF (0)
Ø price 100 days Ø volume 100 days (pcs.)	39.1315 CHF (0)
Ø price 250 days Ø volume 250 days (pcs.)	- CHF (-)
YTD High date	45.1916 CHF (2024/04/26)
YTD Low date	34.9015 CHF (2024/01/19)
52 Weeks High date	- CHF (-)
52 Weeks Low date	- CHF (-)

Recent Research

on underlying	on sector	on market	
Date		Headline	Download
2024/04/26		Global Equity Ratings	
2024/04/26		Aktienempfehlungen Global	
2024/04/03		Global Equity Ratings	
2024/04/03		Aktienempfehlungen Global	
2024/03/13		Global Equity Ratings	