

CONTINENTAL AG FUTURE (CONI) - EUX/202409

2024/07/26 18:35:05

Price
57.5747 EUR

Difference  0.37% (0.22)

General attributes

Symbol	CONIU24
Exchange	Eurex
Currency	EUR
Security type	Future
Underlying	CONTINENTAL AG
Maturity	09-2024
Contract size	100

Market data

Bid (Bid size)	- EUR (-)
Ask (Ask size)	- EUR (-)
Open	57.5747 EUR
High	57.5747 EUR
Low	57.5747 EUR
Close (prev. day)	57.3597 EUR
Underlying	CONTINENTAL AG
Underlying price (date)	57.22 (24/07/26)
Settlement price (date)	57.57 (24/07/26)
Open Interest	0

Performance and Risk

	6m	1y	3y
Perf (%)	-22.99%	-	-
Perf (abs.)	-17.19	-	-
Beta	-	-	-
Volatility	28.65	-	-

Futures and Options

Related Futures	-
Related Options	-

5y












Information about previous performance does not guarantee future performance.
Source: FactSet

Price data

Ø price 5 days Ø volume 5 days (pcs.)	57.6559 EUR (0)
Ø price 30 days Ø volume 30 days (pcs.)	57.0812 EUR (0)
Ø price 100 days Ø volume 100 days (pcs.)	61.8496 EUR (0)
Ø price 250 days Ø volume 250 days (pcs.)	- EUR (-)
YTD High date	78.1866 EUR (2024/01/02)
YTD Low date	52.9857 EUR (2024/07/02)
52 Weeks High date	- EUR (-)
52 Weeks Low date	- EUR (-)

Recent Research

on underlying	on sector	on market	
Date		Headline	Download
2022/05/04		Global Equity Ratings	
2022/05/04		Aktienempfehlungen Global	
2022/04/27		Global Equity Ratings	
2022/04/27		Aktienempfehlungen Global	
2022/04/14		Global Equity Ratings	