

## CONTINENTAL AG FUTURE (CONI) - EUX/202409

2024/07/08 18:32:31

Price  
**60.8549** EUR

Difference  -1.50% (-0.93)

## General attributes

Symbol	CONIU24
Exchange	Eurex
Currency	EUR
Security type	Future
Underlying	CONTINENTAL AG
Maturity	09-2024
Contract size	100

## Market data

Bid (Bid size)	- EUR (-)
Ask (Ask size)	- EUR (-)
Open	60.8549 EUR
High	60.8549 EUR
Low	60.8549 EUR
Close (prev. day)	61.7827 EUR
Underlying	CONTINENTAL AG
Underlying price (date)	60.36 (24/07/08)
Settlement price (date)	60.85 (24/07/08)
Open Interest	0

## Performance and Risk

	6m	1y	3y
Perf (%)	-17.67%	-	-
Perf (abs.)	-13.26	-	-
Beta	-	-	-
Volatility	28.99	-	-

## Futures and Options

Related Futures	-
Related Options	-












Information about previous performance does not guarantee future performance.  
Source: FactSet

## Price data

Ø price 5 days   Ø volume 5 days (pcs.)	56.4414 EUR (0)
Ø price 30 days   Ø volume 30 days (pcs.)	58.5377 EUR (0)
Ø price 100 days   Ø volume 100 days (pcs.)	64.2385 EUR (0)
Ø price 250 days   Ø volume 250 days (pcs.)	- EUR (-)
YTD High   date	78.1866 EUR (2024/01/02)
YTD Low   date	52.9857 EUR (2024/07/02)
52 Weeks High   date	- EUR (-)
52 Weeks Low   date	- EUR (-)

## Recent Research

on underlying	on sector	on market	
Date		Headline	Download
2022/05/04		Global Equity Ratings	
2022/05/04		Aktienempfehlungen Global	
2022/04/27		Global Equity Ratings	
2022/04/27		Aktienempfehlungen Global	
2022/04/14		Global Equity Ratings	