

## KONE OYJ FUTURE (KC4L) - EUX/202409

2024/06/14 18:39:03

Price  
47.7606 EURDifference  0.37% (0.18)

## General attributes

Symbol	KC4LU24
Exchange	Eurex
Currency	EUR
Security type	Future
Underlying	KONE OYJ
Maturity	09-2024
Contract size	100

## Market data

Bid (Bid size)	- EUR (-)
Ask (Ask size)	- EUR (-)
Open	47.7606 EUR
High	47.7606 EUR
Low	47.7606 EUR
Close (prev. day)	47.5852 EUR
Underlying	KONE OYJ
Underlying price (date)	47.24 (24/06/14)
Settlement price (date)	47.76 (24/06/14)
Open Interest	0

## Performance and Risk

	6m	1y	3y
Perf (%)	+15.81%	-	-
Perf (abs.)	+6.52	-	-
Beta	-	-	-
Volatility	21.83	-	-

## Futures and Options

Related Futures	-
Related Options	-

5y












Information about previous performance does not guarantee future performance.  
Source: FactSet

## Price data

Ø price 5 days   Ø volume 5 days (pcs.)	47.6226 EUR (0)
Ø price 30 days   Ø volume 30 days (pcs.)	48.8096 EUR (0)
Ø price 100 days   Ø volume 100 days (pcs.)	46.0432 EUR (0)
Ø price 250 days   Ø volume 250 days (pcs.)	- EUR (-)
YTD High   date	51.8311 EUR (2024/05/16)
YTD Low   date	42.1891 EUR (2024/01/17)
52 Weeks High   date	- EUR (-)
52 Weeks Low   date	- EUR (-)

## Recent Research

on underlying   on sector   on market			
Date		Headline	Download
2023/10/27		Global Equity Ratings	
2023/10/27		Aktienempfehlungen Global	
2023/09/29		Global Equity Ratings	
2023/09/29		Aktienempfehlungen Global	
2023/09/08		Global Equity Ratings	