

# KONE OYJ FUTURE (KC4L) - EUX/202409

2024/05/23 18:40:26

Price  
**49.0764** EUR

Difference  -0.99% (-0.49)

### General attributes

Symbol	KC4LU24
Exchange	Eurex
Currency	EUR
Security type	Future
Underlying	KONE OYJ
Maturity	09-2024
Contract size	100

### Market data

Bid (Bid size)	- EUR (-)
Ask (Ask size)	- EUR (-)
Open	49.0764 EUR
High	49.0764 EUR
Low	49.0764 EUR
Close (prev. day)	49.5688 EUR
Underlying	KONE OYJ
Underlying price (date)	48.46 (24/05/23)
Settlement price (date)	49.08 (24/05/23)
Open Interest	0

### Performance and Risk

	6m	1y	3y
Perf (%)	+16.27%	-	-
Perf (abs.)	+6.87	-	-
Beta	-	-	-
Volatility	22.44	-	-

### Futures and Options

Related Futures	-
Related Options	-












Information about previous performance does not guarantee future performance.  
Source: FactSet

### Price data

Ø price 5 days   Ø volume 5 days (pcs.)	49.8565 EUR (0)
Ø price 30 days   Ø volume 30 days (pcs.)	47.2522 EUR (0)
Ø price 100 days   Ø volume 100 days (pcs.)	45.4524 EUR (0)
Ø price 250 days   Ø volume 250 days (pcs.)	- EUR (-)
YTD High   date	51.8311 EUR (2024/05/16)
YTD Low   date	42.1891 EUR (2024/01/17)
52 Weeks High   date	- EUR (-)
52 Weeks Low   date	- EUR (-)

### Recent Research

on underlying   on sector   on market			
Date		Headline	Download
2023/10/27		Global Equity Ratings	
2023/10/27		Aktienempfehlungen Global	
2023/09/29		Global Equity Ratings	
2023/09/29		Aktienempfehlungen Global	
2023/09/08		Global Equity Ratings	