

SANOFI S.A. FUTURE (SNWG) - EUX/202409

2024/07/16 18:51:06

Price
92.5919 EUR

Difference  -0.56% (-0.52)

General attributes

Symbol	SNWGU24
Exchange	Eurex
Currency	EUR
Security type	Future
Underlying	SANOFI S.A.
Maturity	09-2024
Contract size	100

Market data

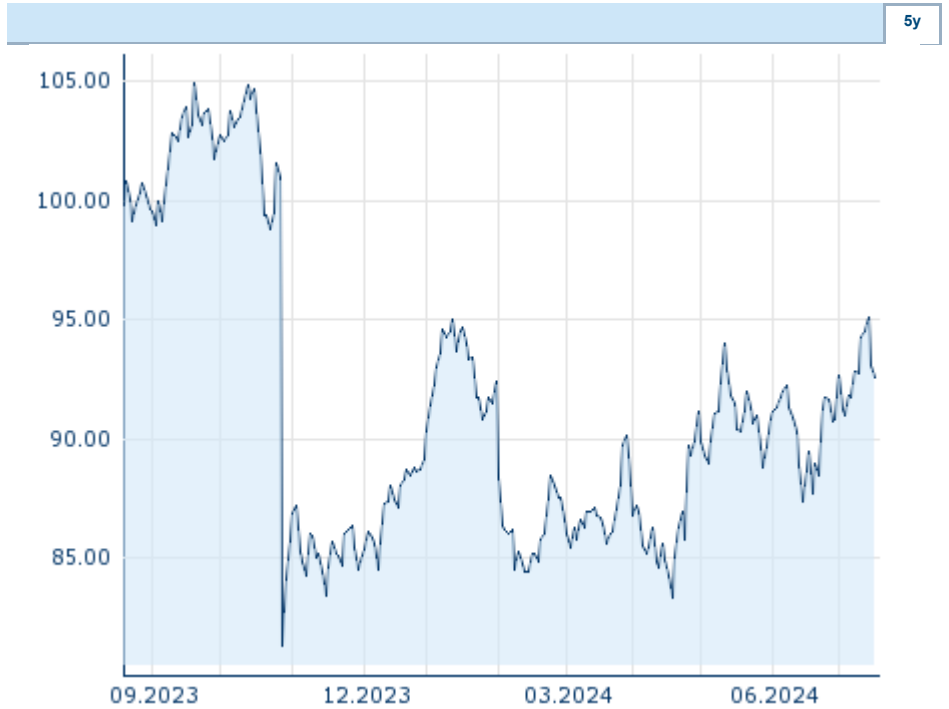
Bid (Bid size)	- EUR (-)
Ask (Ask size)	- EUR (-)
Open	92.5919 EUR
High	92.5919 EUR
Low	92.5919 EUR
Close (prev. day)	93.1159 EUR
Underlying	SANOFI S.A.
Underlying price (date)	91.92 (24/07/16)
Settlement price (date)	92.59 (24/07/16)
Open Interest	17,230

Performance and Risk

	6m	1y	3y
Perf (%)	-0.57%	-	-
Perf (abs.)	-0.54	-	-
Beta	-	-	-
Volatility	18.96	-	-

Futures and Options

Related Futures	-
Related Options	-












Information about previous performance does not guarantee future performance.
Source: FactSet

Price data

Ø price 5 days Ø volume 5 days (pcs.)	93.9733 EUR (0)
Ø price 30 days Ø volume 30 days (pcs.)	91.2211 EUR (355)
Ø price 100 days Ø volume 100 days (pcs.)	89.0644 EUR (181)
Ø price 250 days Ø volume 250 days (pcs.)	- EUR (-)
YTD High date	95.1320 EUR (2024/07/12)
YTD Low date	83.3082 EUR (2024/04/18)
52 Weeks High date	- EUR (-)
52 Weeks Low date	- EUR (-)

Recent Research

on underlying	on sector	on market	
Date		Headline	Download
2024/07/15		Aktienempfehlungen Global	
2024/07/12		Global Equity Ratings	
2024/06/21		Global Equity Ratings	
2024/06/21		Aktienempfehlungen Global	
2024/06/14		Global Equity Ratings	