

NVIDIA CORP. FUTURE (NVDF) - EUX/202409

2024/07/12 18:58:56

Price
132.0978 USD

Difference  1.80% (2.34)

General attributes

Symbol	NVDFU24
Exchange	Eurex
Currency	USD
Security type	Future
Underlying	NVIDIA CORP.
Maturity	09-2024
Contract size	100

Market data

Bid (Bid size)	- USD (-)
Ask (Ask size)	- USD (-)
Open	132.0978 USD
High	132.0978 USD
Low	132.0978 USD
Close (prev. day)	129.757 USD
Underlying	NVIDIA CORP.
Underlying price (date)	129.275 (24/07/12)
Settlement price (date)	132.10 (24/07/12)
Open Interest	0

Performance and Risk

	6m	1y	3y
Perf (%)	-76.67%	-	-
Perf (abs.)	-434.11	-	-
Beta	-	-	-
Volatility	329.09	-	-

Futures and Options

Related Futures	-
Related Options	-












5y

Information about previous performance does not guarantee future performance.
Source: FactSet

Price data

Ø price 5 days Ø volume 5 days (pcs.)	132.1809 USD (0)
Ø price 30 days Ø volume 30 days (pcs.)	306.8094 USD (0)
Ø price 100 days Ø volume 100 days (pcs.)	734.6086 USD (0)
Ø price 250 days Ø volume 250 days (pcs.)	- USD (-)
YTD High date	1,224.4718 USD (2024/06/06)
YTD Low date	121.2670 USD (2024/06/11)
52 Weeks High date	- USD (-)
52 Weeks Low date	- USD (-)

Recent Research

on underlying	on sector	on market	
Date		Headline	Download
2024/07/12		Global Equity Ratings	
2024/07/12		Aktienempfehlungen Global	
2024/06/21		Global Equity Ratings	
2024/06/21		Aktienempfehlungen Global	
2024/06/14		Global Equity Ratings	