

ASR NEDERLAND N.V. FUTURE (ASRF) - EUX/202409

2024/07/26 18:34:53

Price
45.4171 EUR
 Difference  1.45% (0.65)

General attributes

Symbol	ASRFU24
Exchange	Eurex
Currency	EUR
Security type	Future
Underlying	ASR NEDERLAND N.V.
Maturity	09-2024
Contract size	100

Market data

Bid (Bid size)	- EUR (-)
Ask (Ask size)	- EUR (-)
Open	45.4171 EUR
High	45.4171 EUR
Low	45.4171 EUR
Close (prev. day)	44.7682 EUR
Underlying	ASR NEDERLAND N.V.
Underlying price (date)	46.12 (24/07/26)
Settlement price (date)	45.42 (24/07/26)
Open Interest	0

Performance and Risk

	6m	1y	3y
Perf (%)	+8.36%	-	-
Perf (abs.)	+3.50	-	-
Beta	-	-	-
Volatility	17.24	-	-

Futures and Options

Related Futures	-
Related Options	-

5y












Information about previous performance does not guarantee future performance.
 Source: FactSet

Price data

Ø price 5 days Ø volume 5 days (pcs.)	45.3147 EUR (0)
Ø price 30 days Ø volume 30 days (pcs.)	44.4373 EUR (0)
Ø price 100 days Ø volume 100 days (pcs.)	44.0854 EUR (0)
Ø price 250 days Ø volume 250 days (pcs.)	- EUR (-)
YTD High date	46.7727 EUR (2024/05/10)
YTD Low date	39.9074 EUR (2024/03/04)
52 Weeks High date	- EUR (-)
52 Weeks Low date	- EUR (-)

Recent Research

on sector		on market	
Date		Headline	Download
2024/07/24		Global Equity Ratings	
2024/07/24		Aktienempfehlungen Global	
2024/07/19		Equity Weekly	
2024/07/15		Aktienempfehlungen Global	
2024/07/12		Global Equity Ratings	