

SSAB AB B AKTIE FUTURE (SSBF) - EUX/202409

2024/07/26 18:35:56

Price
4.6414 EUR

Difference  -1.59% (-0.07)

General attributes

| | |
|---------------|----------------|
| Symbol | SSBFU24 |
| Exchange | Eurex |
| Currency | EUR |
| Security type | Future |
| Underlying | SSAB AB SER. B |
| Maturity | 09-2024 |
| Contract size | 100 |

Market data

| | |
|-------------------------|------------------|
| Bid (Bid size) | - EUR (-) |
| Ask (Ask size) | - EUR (-) |
| Open | 4.6414 EUR |
| High | 4.6414 EUR |
| Low | 4.6414 EUR |
| Close (prev. day) | 4.7162 EUR |
| Underlying | SSAB AB SER. B |
| Underlying price (date) | 54.12 (24/07/26) |
| Settlement price (date) | 4.64 (24/07/26) |
| Open Interest | 0 |

Performance and Risk

| | 6m | 1y | 3y |
|-------------|---------|----|----|
| Perf (%) | -24.56% | - | - |
| Perf (abs.) | -1.51 | - | - |
| Beta | - | - | - |
| Volatility | 31.74 | - | - |

Futures and Options

| | |
|-----------------|---|
| Related Futures | - |
| Related Options | - |

5y













Information about previous performance does not guarantee future performance.
Source: FactSet

Price data

| | |
|---|-------------------------|
| Ø price 5 days Ø volume 5 days (pcs.) | 4.7930 EUR (0) |
| Ø price 30 days Ø volume 30 days (pcs.) | 5.0593 EUR (0) |
| Ø price 100 days Ø volume 100 days (pcs.) | 5.4991 EUR (0) |
| Ø price 250 days Ø volume 250 days (pcs.) | - EUR (-) |
| YTD High date | 7.2544 EUR (2024/02/16) |
| YTD Low date | 4.6414 EUR (2024/07/26) |
| 52 Weeks High date | - EUR (-) |
| 52 Weeks Low date | - EUR (-) |

Recent Research

| on sector | | | |
|------------|---|---------------------------|---|
| Date | | Headline | Download |
| 2024/07/26 |  | Equity Weekly |  |
| 2024/07/24 |  | Global Equity Ratings |  |
| 2024/07/24 |  | Aktienempfehlungen Global |  |
| 2024/07/15 |  | Aktienempfehlungen Global |  |
| 2024/07/12 |  | Global Equity Ratings |  |